

PX INDEX

ISIN: **XC0009698371** WKN: -

Overview

2023/03/24 16:35:00

Price

1,290.65 CZKDifference  -2.62% (-34.67)

General attributes

ISIN	XC0009698371
Symbol	-
Country	Czech Republic
Instruments in index	10
Type of index	Price Index
Security type	Index

Market data

Open	1,323.84 CZK
High	1,323.98 CZK
Low	1,290.37 CZK
Close (prev. day)	1,325.32 CZK
Trading volume (m)	-
Volume (pcs)	-

Top 5

Name 	Price	+ - (%) 	Trend 
PILULKA LE...	630.00	+5.00	

Intraday 1W 1M 6m 1Y 3Y

Flop 5

Name 	Price	+ - (%) 	Trend 
ERSTE GROU...	28.19	-7.15	
PHOTON ENE...	62.00	-3.13	
KOMERCNI B...	675.00	-2.81	
MONETA MON...	81.80	-1.45	
VIENNA INS...	23.90	-1.39	

Intraday 1W 1M 6m 1Y 3Y

Futures and Options

Related Futures -

Related Options -

5Y



Information about previous performance does not guarantee future performance.

Source: FactSet

Recent research

on market

Date	Headline	Download
2023/03/24	 Akciové trhy - denní zpráva	
2023/03/24	 Ranní restart	
2023/03/23	 Akciové trhy - denní zpráva	
2023/03/23	 CZ Ranní restart	
2023/03/22	 Akciové trhy - denní zpráva	

Details

2023/03/24 16:35:00

Price

1,290.65 CZKDifference  -2.62% (-34.67)

General attributes

ISIN XC0009698371

Symbol -

Country Czech Republic

Security type Index

Instruments in index 10

Market data

Open 1,323.84 CZK

High 1,323.98 CZK

Low 1,290.37 CZK

Close (prev. day) 1,325.32 CZK

Trading volume (m) -

Volume (pcs) -

Performance and Risk

	6m	1Y	3Y
Perf (%)	+10.49%	-4.36%	+62.40%
Perf (abs.)	+122.52	-58.81	+495.91
Beta	-	-	-
Volatility	17.17	17.75	17.17



5Y






Information about previous performance does not guarantee future performance.

Source: FactSet

Price data

Ø price 5 days Ø volume 5 days (pcs.)	1,322.76 CZK (0)
Ø price 30 days Ø volume 30 days (pcs.)	1,375.79 CZK (0)
Ø price 100 days Ø volume 100 days (pcs.)	1,286.78 CZK (0)
Ø price 250 days Ø volume 250 days (pcs.)	1,266.96 CZK (0)
YTD High date	1,433.09 CZK (2023/03/06)
YTD Low date	1,201.80 CZK (2023/01/02)
52 Weeks High date	1,433.09 CZK (2023/03/06)
52 Weeks Low date	1,103.66 CZK (2022/10/03)

Composition

Name  ISIN	Price	Diff %  Diff +/-	Performance 	Date Time	Turnover Pc.  Turnover Money 
CEZ AS CZ0005112300	1,002.00	-1.38% -14.00		23/03/24 16:15:00	277,529 278,436,169.00
COLT CZ GROUP SE CZK0.10 CZ0009008942	593.00	-0.67% -4.00		23/03/24 16:23:36	6,250 3,704,245.00
ERSTE GROUP BANK AG AT0000652011	672.40	-7.15% -51.80		23/03/24 16:22:51	577,125 394,388,877.60
KOFOLA CESKOSLOVENSKO AS ... CZ0009000121	243.00	-0.41% -1.00		23/03/24 15:53:39	1,284 311,975.00
KOMERCNI BANKA CZ0008019106	675.00	-2.81% -19.50		23/03/24 16:24:38	409,774 279,519,103.00
MONETA MONEY BANK A.S. CZ0008040318	81.80	-1.45% -1.20		23/03/24 16:18:26	1,261,850 103,656,958.00
PHILIP MORRIS(CZ) CZK1000 CS0008418869	17,480.00	-0.23% -40.00		23/03/24 16:15:08	157 2,740,820.00
PHOTON ENERGY NV NL0010391108	62.00	-3.13% -2.00		23/03/24 15:48:15	9,740 612,695.80
PILULKA LEKARNY A.S. NPV CZ0009009874	630.00	5.00% 30.00	■	23/03/24 12:47:46	260 163,800.00
VIENNA INSURANCE GROUP AT0000908504	566.00	-1.39% -8.00		23/03/24 15:54:25	3,099 1,756,327.00