

PX INDEX

ISIN: XC0009698371 WKN: -

Overview

2024/02/28 09:54:58

Price

1,483.54 CZKDifference  0.24% (3.54)

General attributes

ISIN XC0009698371

Symbol -

Country Czechia

Instruments in index 9

Type of index Price Index

Security type Index

Market data

Open 1,480.47 CZK

High 1,487.79 CZK








Low 1,480.47 CZK

Close (prev. day) 1,480.00 CZK

Trading volume (m) -

Volume (pcs) -

Top 5

Name 	Price	+ - (%)	Trend 
VIENNA INS...	26.85	+1.11	
MONETA MON...	102.60	+0.59	
PHILIP MOR...	15,600.00	+0.52	
COLT CZ GR...	619.00	+0.16	
KOMERCNI B...	825.00	+0.06	

Intraday 1W 1M 6m 1Y 3Y

Flop 5

Name 	Price	+ - (%) 	Trend 
ERSTE GROU...	38.91	-0.27	
CEZ AS	824.00	-0.06	

Intraday 1W 1M 6m 1Y 3Y

5Y



Information about previous performance does not guarantee future performance.

Source: FactSet

Recent research

on market		
Date	Headline	Download
2024/02/28	 Akciové trhy - denní zpráva	
2024/02/28	 CZ Ranní restart	
2024/02/27	 Ranní restart: Zváslost na Rusku, finanční zdraví ...	
2024/02/27	 Akciové trhy - denní zpráva	
2024/02/26	 Koruna výrazně oslabila	

Futures and Options

Related Futures -

Related Options -

Details

2024/02/28 09:54:58

Price

1,483.54 CZK

Difference



0.24% (3.54)

General attributes

ISIN XC0009698371

Symbol -

Country Czechia

Security type Index

Instruments in index 9

Market data

Open 1,480.47 CZK

High 1,487.79 CZK

Low 1,480.47 CZK

Close (prev. day) 1,480.00 CZK

Trading volume (m) -

Volume (pcs) -

Performance and Risk

	6m	1Y	3Y
Perf (%)	+9.57%	+5.51%	+39.94%
Perf (abs.)	+129.21	+77.27	+422.40
Beta	-	-	-
Volatility	7.69	10.89	14.77



5Y

Information about previous performance does not guarantee future performance.

Source: FactSet

Price data

Ø price 5 days Ø volume 5 days (pcs.)	1,489.24 CZK (0)
Ø price 30 days Ø volume 30 days (pcs.)	1,462.34 CZK (0)
Ø price 100 days Ø volume 100 days (pcs.)	1,409.16 CZK (0)
Ø price 250 days Ø volume 250 days (pcs.)	1,370.94 CZK (0)
YTD High date	1,499.20 CZK (2024/02/22)
YTD Low date	1,414.06 CZK (2024/01/02)
52 Weeks High date	1,499.20 CZK (2024/02/22)
52 Weeks Low date	1,255.95 CZK (2023/06/29)

Composition

Name  ISIN	Price	Diff %  Diff +/-	Performance 	Date Time	Turnover Pc.  Turnover Money 
CEZ AS CZ0005112300	824.00	-0.06% -0.50		24/02/28 09:54:58	26,021 21,484,337.00
COLT CZ GROUP SE CZK0.10 CZ0009008942	619.00	0.16% 1.00		24/02/28 09:54:30	1,483 916,418.00
ERSTE GROUP BANK AG AT0000652011	983.80	-0.27% -2.70		24/02/28 09:42:54	8,079 7,963,034.80
KOFOLA CESKOSLOVENSKO AS ... CZ0009000121	273.00	0.00% 0.00		24/02/28 09:46:11	330 89,903.00
KOMERCNI BANKA CZ0008019106	825.00	0.06% 0.50		24/02/28 09:52:34	16,168 13,327,200.00
MONETA MONEY BANK A.S. CZ0008040318	102.60	0.59% 0.60		24/02/28 09:37:07	867 89,012.20
PHILIP MORRIS(CZ) CZK1000 CS0008418869	15,600.00	0.52% 80.00		24/02/28 09:48:59	42 653,860.00
PHOTON ENERGY NV NL0010391108	48.60	0.00% 0.00		24/02/28 09:43:44	63 3,061.80
VIENNA INSURANCE GROUP AT0000908504	684.50	1.11% 7.50		24/02/28 09:00:17	1 684.50