

PX INDEX

ISIN:

XC0009698371

WKN: -

Overview

2021/11/26 16:35:00

Price

1,351.84 CZKDifference  -1.67% (-22.93)

General attributes

ISIN	XC0009698371
Symbol	-
Country	Czech Republic
Instruments in index	13
Type of index	Price Index
Security type	Index

Market data

Open	1,374.77 CZK
High	1,374.85 CZK
Low	1,349.79 CZK
Close (prev. day)	1,374.77 CZK
Trading volume (m)	-
Volume (pcs)	-

Top 5

Name 	Price	+ - (%) 	Trend 
MONETA MON...	95.75	+0.90	
O2 CZECH R...	261.00	+0.77	

Intraday 1W 1M 6m 1Y 3Y

Flop 5

Name 	Price	+ - (%) 	Trend 
CEZ AS	715.00	-2.92	
KOMERCNI B...	852.50	-2.90	
PHOTON ENE...	40.80	-2.86	
ERSTE GROU...	38.04	-2.56	
KOFOLA CES...	307.00	-2.23	

Intraday 1W 1M 6m 1Y 3Y

Futures and Options

Related Futures	-
Related Options	-

5Y














Information about previous performance does not guarantee future performance.

Source: FactSet

Recent research

on market

Date	Headline	Download 
2021/11/26	 Ranní restart	
2021/11/26	 Akciové trhy - denní zpráva	
2021/11/25	 Ranní restart: omega, komunisti a očkováním proti ...	
2021/11/25	 Akciové trhy - denní zpráva	
2021/11/24	 Ranní restart: Bismarck vs. ČR, Brocast a roboti	

Details

2021/11/26 16:35:00

Price

1,351.84 CZK

Difference

**-1.67%** (-22.93)

General attributes

ISIN XC0009698371

Symbol -

Country Czech Republic

Security type Index

Instruments in index 13

Market data

Open 1,374.77 CZK

High 1,374.85 CZK

Low 1,349.79 CZK

Close (prev. day) 1,374.77 CZK

Trading volume (m) -

Volume (pcs) -

Performance and Risk

	6m	1Y	3Y
Perf (%)	+16.68%	+40.07%	+26.91%
Perf (abs.)	+193.25	+386.75	+286.68
Beta	-	-	-
Volatility	10.88	12.09	17.23



Information about previous performance does not guarantee future performance.

Source: FactSet

Price data

Ø price 5 days Ø volume 5 days (pcs.)	1,364.00 CZK (0)
Ø price 30 days Ø volume 30 days (pcs.)	1,358.38 CZK (0)
Ø price 100 days Ø volume 100 days (pcs.)	1,293.44 CZK (0)
Ø price 250 days Ø volume 250 days (pcs.)	1,167.43 CZK (0)
YTD High date	1,399.31 CZK (2021/11/09)
YTD Low date	1,011.05 CZK (2021/01/28)
52 Weeks High date	1,399.31 CZK (2021/11/09)
52 Weeks Low date	959.73 CZK (2020/12/02)

Composition

Name  ISIN	Price	Diff %  Diff +/-	Performance 	Date Time	Turnover Pc.  Turnover Money 
AVAST PLC ORD GBP0.10 GB00BDD85M81	181.75	-0.05% -0.10		21/11/26 16:15:26	183,302 33,263,514.85
CEZ AS CZ0005112300	715.00	-2.92% -21.50		21/11/26 16:23:23	347,666 250,327,166.50
CZG CESKA ZBROJOVKA GROUP... CZ0009008942	508.00	-1.93% -10.00		21/11/26 16:23:25	25,660 13,042,970.00
ERSTE GROUP BANK AG AT0000652011	981.20	-2.56% -25.80		21/11/26 16:23:14	90,995 88,954,442.40
KOFOLA CESKOSLOVENSKO AS ... CZ0009000121	307.00	-2.23% -7.00		21/11/26 16:15:05	12,843 3,969,681.00
KOMERCNI BANKA CZ0008019106	852.50	-2.90% -25.50		21/11/26 16:24:40	241,528 206,831,400.50
MONETA MONEY BANK A.S. CZ0008040318	95.75	0.90% 0.85		21/11/26 16:15:04	1,287,141 122,332,512.05
O2 CZECH REPUBLIC AS CZ0009093209	261.00	0.77% 2.00		21/11/26 16:16:50	70,279 18,310,980.00
PHILIP MORRIS(CZ) CZK1000 CS0008418869	15,700.00	-0.13% -20.00		21/11/26 16:04:03	330 5,184,740.00
PHOTON ENERGY NV NL0010391108	40.80	-2.86% -1.20		21/11/26 16:15:18	15,281 630,799.80
SAB FINANCE A.S. CZK388 CZ0009009940	1,060.00	0.00% 0.00		21/11/26 15:15:17	284 301,040.00
STOCK SPIRITS GROUP PLC GB00BF5SDZ96	111.00	0.00% 0.00		21/11/26 16:02:02	30,355 3,379,896.00
VIENNA INSURANCE GROUP AT0000908504	638.00	-1.69% -11.00		21/11/26 16:07:28	5,485 3,494,116.00