

SAX INDEX

ISIN: **XC0009698330** WKN: -

Overview

2024/09/18 17:00:36

Price

291.50 EURDifference ➔ 0.00% (0.00)

General attributes

ISIN XC0009698330

Symbol -

Country Slovakia

Instruments in index 3

Type of index -

Security type Index

Market data

Open 291.50 EUR

High 291.50 EUR

Low 291.50 EUR

Close (prev. day) 291.50 EUR

Trading volume (m) -

Volume (pcs) -

Top 5

Name	Price	+/- (%)	Trend
BIOTIKA EU...	10.00	-46.52	📉

Intraday	1W	1M	6m	1Y	3Y

Flop 5

Name	Price	+/- (%)	Trend
BIOTIKA EU...	10.00	-46.52	📉

Intraday	1W	1M	6m	1Y	3Y

Futures and Options

Related Futures -

Related Options -

5Y



Information about previous performance does not guarantee future performance.

Source: FactSet

Recent research

on market

Date	Headline	Download
2024/09/18	Credit Markets Weekly	Download
2024/09/16	Slovakia Solid domestic demand boosting the econ...	Download
2024/09/16	Industry, producer prices and labor market data	Download
2024/09/13	Week Ahead	Download
2024/09/13	Inflation close to 3%	Download

Details

2024/09/18 17:00:36

Price

291.50 EUR

Difference  0.00% (0.00)

General attributes

ISIN XC0009698330

Symbol -

Country Slovakia

Security type Index

Instruments in index 3

Market data

Open 291.50 EUR

High 291.50 EUR

Low 291.50 EUR

Close (prev. day) 291.50 EUR

Trading volume (m) -

Volume (pcs) -

Performance and Risk

	6m	1Y	3Y
Perf (%)	-5.91%	-11.31%	-24.73%
Perf (abs.)	-18.31	-37.17	-95.76
Beta	-	-	-
Volatility	11.22	9.79	12.05

5Y










Information about previous performance does not guarantee future performance.
Source: FactSet

Price data

Ø price 5 days Ø volume 5 days (pcs.)	293.99 EUR (0)
Ø price 30 days Ø volume 30 days (pcs.)	303.36 EUR (0)
Ø price 100 days Ø volume 100 days (pcs.)	307.07 EUR (0)
Ø price 250 days Ø volume 250 days (pcs.)	312.75 EUR (0)
YTD High date	320.80 EUR (2024/04/25)
YTD Low date	290.87 EUR (2024/09/13)
52 Weeks High date	332.92 EUR (2023/10/06)
52 Weeks Low date	290.87 EUR (2024/09/13)

Composition

Name  ISIN 	Price	Diff %  Diff +/- 	Performance 	Date Time	Turnover Pc.  Turnover Money 
BIOTIKA EUR33.19 CS0009013453	10.00	-46.52% -8.70		24/09/13 17:00:33	10 100.00
OTP BANKA SLOVENSKO A.S. ... SK1110001452	1.00	0.00% 0.00		21/03/22 10:59:21	3 3.00
VSEOBECNA UVEROVA BANKA E... SK1110001437	157.00	0.00% 0.00		21/04/19 12:24:57	47 7,379.00