

SAX INDEX

ISIN: XC0009698330

WKN: -

Overview

2024/09/02 17:00:35

Price

304.59 EUR

Difference ➔ 0.00% (0.00)

General attributes

ISIN XC0009698330

Symbol -

Country Slovakia

Instruments in index 3

Type of index -

Security type Index

Market data

Open 304.59 EUR

High 304.59 EUR

Low 304.59 EUR

Close (prev. day) 304.59 EUR

Trading volume (m) -

Volume (pcs) -

Top 5

Name	Price	+/- (%)	Trend
BIOTIKA EU...	18.70	+10.00	➔

Intraday 1W 1M 6m 1Y 3Y

Flop 5

Name	Price	+/- (%)	Trend
BIOTIKA EU...	18.70	+10.00	➔

Intraday 1W 1M 6m 1Y 3Y

Futures and Options

Related Futures -

Related Options -

5Y



Information about previous performance does not guarantee future performance.

Source: FactSet

Recent research

Date	Headline	Download
2024/09/02	Eurozone and US: Time to cut interest rates	Download
2024/09/02	More 2Q24 GDP structure and monthly data on 3Q24 p...	Download
2024/08/30	Week Ahead	Download
2024/08/28	Credit Markets Weekly	Download
2024/08/26	Glance at GDP structure and August's inflation	Download

Details

2024/09/02 17:00:35

Price

304.59 EUR

Difference → 0.00% (0.00)

General attributes

ISIN XC0009698330

Symbol -

Country Slovakia

Security type Index

Instruments in index 3

Market data

Open 304.59 EUR

High 304.59 EUR

Low 304.59 EUR

Close (prev. day) 304.59 EUR

Trading volume (m) -

Volume (pcs) -

Performance and Risk

	6m	1Y	3Y
Perf (%)	-1.78%	-7.94%	-21.35%
Perf (abs.)	-5.51	-26.26	-82.67
Beta	-	-	-
Volatility	9.10	8.56	11.86

5Y









Information about previous performance does not guarantee future performance.

Source: FactSet

Price data

Ø price 5 days Ø volume 5 days (pcs.)	304.28 EUR (0)
Ø price 30 days Ø volume 30 days (pcs.)	306.40 EUR (0)
Ø price 100 days Ø volume 100 days (pcs.)	308.92 EUR (0)
Ø price 250 days Ø volume 250 days (pcs.)	314.16 EUR (0)
YTD High date	320.80 EUR (2024/04/25)
YTD Low date	301.18 EUR (2024/08/20)
52 Weeks High date	332.92 EUR (2023/10/06)
52 Weeks Low date	301.18 EUR (2024/08/20)

Composition

Name  ISIN	Price	Diff %  Diff +/-	Performance 	Date Time	Turnover Pc.  Turnover Money 
BIOTIKA EUR33.19 CS0009013453	18.70	10.00% 1.70		24/08/27 17:00:35	25 466.00
OTP BANKA SLOVENSKO A.S. ... SK1110001452	1.00	0.00% 0.00		21/03/22 10:59:21	3 3.00
VSEOBECNA UVEROVA BANKA E... SK1110001437	157.00	0.00% 0.00		21/04/19 12:24:57	47 7,379.00