

## SAX INDEX

ISIN: XC0009698330

WKN: -

## Overview

2024/07/17 11:49:26

Price

308.58 EUR

Difference ➔ 0.00% (0.00)

## General attributes

ISIN XC0009698330

Symbol -

Country Slovakia

Instruments in index 3

Type of index -

Security type Index

## Market data

Open 308.58 EUR

High 308.58 EUR

Low 308.58 EUR

Close (prev. day) 308.58 EUR

Trading volume (m) -

Volume (pcs) -

## Top 5

Name	Price	+/- (%)	Trend
BIOTIKA EU...	20.20	+1.00	➔

Intraday 1W 1M 6m 1Y 3Y

## Flop 5

Name	Price	+/- (%)	Trend
BIOTIKA EU...	20.20	+1.00	➔

Intraday 1W 1M 6m 1Y 3Y

## Futures and Options

Related Futures -

Related Options -

5Y



Information about previous performance does not guarantee future performance.

Source: FactSet

## Recent research

on market

Date	Headline	Download
2024/07/17	Credit Markets Weekly	
2024/07/15	CSSD market 1H 2024: Schuldschein market gives way...	
2024/07/15	Price growth remains at a three-year low	
2024/07/15	Data mix in the week to come	
2024/07/12	Week Ahead	

## Details

2024/07/17 11:49:26

## Price

308.58 EUR

Difference ➔ 0.00% (0.00)

## General attributes

ISIN XC0009698330

Symbol -

Country Slovakia

Security type Index

Instruments in index 3

## Market data

Open 308.58 EUR

High 308.58 EUR

Low 308.58 EUR

Close (prev. day) 308.58 EUR

Trading volume (m) -

Volume (pcs) -

## Performance and Risk

	6m	1Y	3Y
Perf (%)	-2.24%	-4.74%	-16.17%
Perf (abs.)	-7.06	-15.37	-59.51
Beta	-	-	-
Volatility	9.46	8.44	12.60

5Y









Information about previous performance does not guarantee future performance.

Source: FactSet

## Price data

Ø price 5 days   Ø volume 5 days (pcs.)	307.99 EUR (0)
Ø price 30 days   Ø volume 30 days (pcs.)	308.30 EUR (0)
Ø price 100 days   Ø volume 100 days (pcs.)	310.04 EUR (0)
Ø price 250 days   Ø volume 250 days (pcs.)	316.38 EUR (0)
YTD High   date	320.80 EUR (2024/04/25)
YTD Low   date	304.45 EUR (2024/06/05)
52 Weeks High   date	332.92 EUR (2023/10/06)
52 Weeks Low   date	304.45 EUR (2024/06/05)

## Composition

Name  ISIN	Price	Diff %  Diff +/-	Performance 	Date Time	Turnover Pc.  Turnover Money 
BIOTIKA EUR33.19 CS0009013453	20.20	1.00% 0.20		24/07/15 17:00:34	20 404.00
OTP BANKA SLOVENSKO A.S. ... SK1110001452	1.00	0.00% 0.00		21/03/22 10:59:21	3 3.00
VSEOBECNA UVEROVA BANKA E... SK1110001437	157.00	0.00% 0.00		21/04/19 12:24:57	47 7,379.00