

SAX INDEX

ISIN: XC0009698330

WKN: -

Overview

2024/06/03 16:59:38

Price

306.75 EURDifference  -0.48% (-1.49)

General attributes

ISIN	XC0009698330
Symbol	-
Country	Slovakia
Instruments in index	3
Type of index	-
Security type	Index

Market data

Open	306.75 EUR
High	306.75 EUR
Low	306.75 EUR
Close (prev. day)	308.24 EUR
Trading volume (m)	-
Volume (pcs)	-

Futures and Options

Related Futures	-
Related Options	-



5Y

Information about previous performance does not guarantee future performance.

Source: FactSet

Recent research

on market

Date	Headline	Download
2024/06/03	 More insights into the key drivers of growth	
2024/05/31	 Week Ahead	
2024/05/29	 Credit Markets Weekly	
2024/05/29	 CEE Special Report Prosperity Index. Assessing e...	
2024/05/27	 Eurozone USA: Bumpy interest rate paths	

Details

2024/06/03 16:59:38

Price

306.75 EUR

Difference

**-0.48%** (-1.49)

General attributes

ISIN XC0009698330

Symbol -

Country Slovakia

Security type Index

Instruments in index 3

Market data

Open 306.75 EUR

High 306.75 EUR

Low 306.75 EUR

Close (prev. day) 308.24 EUR

Trading volume (m) -

Volume (pcs) -

Performance and Risk

	6m	1Y	3Y
Perf (%)	-0.23%	-2.79%	-17.26%
Perf (abs.)	-0.71	-8.79	-64.01
Beta	-	-	-
Volatility	8.62	8.60	12.52








Information about previous performance does not guarantee future performance.

Source: FactSet

Price data

Ø price 5 days Ø volume 5 days (pcs.)	307.49 EUR (0)
Ø price 30 days Ø volume 30 days (pcs.)	310.59 EUR (0)
Ø price 100 days Ø volume 100 days (pcs.)	311.21 EUR (0)
Ø price 250 days Ø volume 250 days (pcs.)	317.85 EUR (0)
YTD High date	320.80 EUR (2024/04/25)
YTD Low date	306.36 EUR (2024/05/20)
52 Weeks High date	332.92 EUR (2023/10/06)
52 Weeks Low date	306.36 EUR (2024/05/20)

Composition

Name  ISIN	Price	Diff %  Diff +/-	Performance 	Date Time	Turnover Pc.  Turnover Money 
BIOTIKA EUR33.19 CS0009013453	23.00	0.00% 0.00		24/05/20 15:25:26	13 296.00
OTP BANKA SLOVENSKO A.S. ... SK1110001452	1.00	0.00% 0.00		21/03/22 10:59:21	3 3.00
VSEOBECNA UVEROVA BANKA E... SK1110001437	157.00	0.00% 0.00		21/04/19 12:24:57	47 7,379.00