

## SAX INDEX

ISIN: XC0009698330

WKN: -

## Overview

2024/05/10 17:00:30

Price

309.23 EUR

Difference ➔ 0.00% (0.00)

## General attributes

ISIN XC0009698330

Symbol -

Country Slovakia

Instruments in index 3

Type of index -

Security type Index

## Market data

Open 309.23 EUR

High 309.23 EUR

Low 309.23 EUR

Close (prev. day) 309.23 EUR

Trading volume (m) -

Volume (pcs) -

## Futures and Options

Related Futures -

Related Options -

5Y



Information about previous performance does not guarantee future performance.

Source: FactSet

## Recent research

on market

Date	Headline	Download
2024/05/10	Week Ahead	
2024/05/08	Credit Markets Weekly	
2024/05/07	Corporate Credit Monitor CEE	
2024/05/07	Household Consumption to Drive Economic Growth	
2024/05/06	Mixed data on retail sales and industrial output	

## Details

2024/05/10 17:00:30

Price

309.23 EUR

Difference ➔ 0.00% (0.00)

## General attributes

ISIN XC0009698330

Symbol -

Country Slovakia

Security type Index

Instruments in index 3

## Market data

Open 309.23 EUR

High 309.23 EUR

Low 309.23 EUR

Close (prev. day) 309.23 EUR

Trading volume (m) -

Volume (pcs) -

## Performance and Risk

	6m	1Y	3Y
Perf (%)	-4.31%	-0.03%	-16.28%
Perf (abs.)	-13.93	-0.08	-60.12
Beta	-	-	-
Volatility	9.40	9.79	12.52

5Y








Information about previous performance does not guarantee future performance.  
Source: FactSet

## Price data

Ø price 5 days   Ø volume 5 days (pcs.)	309.57 EUR (0)
Ø price 30 days   Ø volume 30 days (pcs.)	312.19 EUR (0)
Ø price 100 days   Ø volume 100 days (pcs.)	312.06 EUR (0)
Ø price 250 days   Ø volume 250 days (pcs.)	317.72 EUR (0)
YTD High   date	320.80 EUR (2024/04/25)
YTD Low   date	307.09 EUR (2024/01/25)
52 Weeks High   date	345.27 EUR (2023/05/18)
52 Weeks Low   date	299.80 EUR (2023/05/24)

## Composition

Name  ISIN	Price	Diff %  Diff +/-	Performance 	Date Time	Turnover Pc.  Turnover Money 
BIOTIKA EUR33.19 CS0009013453	23.00	0.00% 0.00		24/05/10 14:29:23	12 276.00
OTP BANKA SLOVENSKO A.S. ... SK1110001452	1.00	0.00% 0.00		21/03/22 10:59:21	3 3.00
VSEOBECNA UVEROVA BANKA E... SK1110001437	157.00	0.00% 0.00		21/04/19 12:24:57	47 7,379.00