

## SAX INDEX

ISIN: **XC0009698330**

WKN: -

## Overview

2024/05/07 17:00:28

Price

**309.79** EURDifference  0.00% (0.00)

## General attributes

ISIN XC0009698330

Symbol -

Country Slovakia

Instruments in index 3

Type of index -

Security type Index

## Market data

Open 309.79 EUR

High 309.79 EUR

Low 309.79 EUR

Close (prev. day) 309.79 EUR

Trading volume (m) -

Volume (pcs) -

## Futures and Options

Related Futures -

Related Options -

5Y













Information about previous performance does not guarantee future performance.

Source: FactSet

## Recent research

on market

Date	Headline	Download
2024/05/08	 Credit Markets Weekly	
2024/05/07	 Corporate Credit Monitor CEE	
2024/05/07	 Household Consumption to Drive Economic Growth	
2024/05/06	 Mixed data on retail sales and industrial output	
2024/05/03	 Week Ahead	

## Details

2024/05/07 17:00:28

Price

309.79 EUR

Difference → 0.00% (0.00)

## General attributes

ISIN XC0009698330

Symbol -

Country Slovakia

Security type Index

Instruments in index 3

## Market data

Open 309.79 EUR

High 309.79 EUR

Low 309.79 EUR

Close (prev. day) 309.79 EUR

Trading volume (m) -

Volume (pcs) -

## Performance and Risk

	6m	1Y	3Y
Perf (%)	-4.31%	-0.03%	-17.49%
Perf (abs.)	-13.96	-0.09	-65.67
Beta	-	-	-
Volatility	9.36	9.79	12.53

5Y








Information about previous performance does not guarantee future performance.

Source: FactSet

## Price data

Ø price 5 days   Ø volume 5 days (pcs.)	309.69 EUR (0)
Ø price 30 days   Ø volume 30 days (pcs.)	312.07 EUR (0)
Ø price 100 days   Ø volume 100 days (pcs.)	312.18 EUR (0)
Ø price 250 days   Ø volume 250 days (pcs.)	317.73 EUR (0)
YTD High   date	320.80 EUR (2024/04/25)
YTD Low   date	307.09 EUR (2024/01/25)
52 Weeks High   date	345.27 EUR (2023/05/18)
52 Weeks Low   date	299.80 EUR (2023/05/24)

## Composition

Name  ISIN	Price	Diff %  Diff +/-	Performance 	Date Time	Turnover Pc.  Turnover Money 
BIOTIKA EUR33.19 CS0009013453	23.80	0.00% 0.00		24/05/03 11:01:17	115 2,737.00
OTP BANKA SLOVENSKO A.S. ... SK1110001452	1.00	0.00% 0.00		21/03/22 10:59:21	3 3.00
VSEOBECNA UVEROVA BANKA E... SK1110001437	157.00	0.00% 0.00		21/04/19 12:24:57	47 7,379.00