

## SAX INDEX

ISIN: XC0009698330

WKN: -

## Overview

2024/05/06 17:00:30

Price

309.79 EUR

Difference → 0.00% (0.00)

## General attributes

ISIN XC0009698330

Symbol -

Country Slovakia

Instruments in index 3

Type of index -

Security type Index

## Market data

Open 309.79 EUR

High 309.79 EUR

Low 309.79 EUR

Close (prev. day) 309.79 EUR

Trading volume (m) -

Volume (pcs) -

## Futures and Options

Related Futures -

Related Options -

5Y



Information about previous performance does not guarantee future performance.

Source: FactSet

## Recent research

on market

| Date       | Headline   | Download |
|------------|--|----------|
| 2024/05/07 | Corporate Credit Monitor CEE                       |          |
| 2024/05/07 | Household Consumption to Drive Economic Growth     |          |
| 2024/05/06 | Mixed data on retail sales and industrial output   |          |
| 2024/05/03 | Week Ahead   |          |
| 2024/05/02 | FX markets reflect uncertain interest rate outlook |          |

## Details

2024/05/06 17:00:30

Price

309.79 EUR

Difference → 0.00% (0.00)

## General attributes

ISIN XC0009698330

Symbol -

Country Slovakia

Security type Index

Instruments in index 3

## Market data

Open 309.79 EUR

High 309.79 EUR

Low 309.79 EUR

Close (prev. day) 309.79 EUR

Trading volume (m) -

Volume (pcs) -

## Performance and Risk

|             | 6m     | 1Y     | 3Y      |
|-------------|--------|--------|---------|
| Perf (%)    | -4.31% | -0.03% | -17.49% |
| Perf (abs.) | -13.96 | -0.09  | -65.67  |
| Beta        | -      | -      | -       |
| Volatility  | 9.36   | 9.81   | 12.56   |

5Y








Information about previous performance does not guarantee future performance.  
Source: FactSet

## Price data

|   |                         |
|---|-------------------------|
| Ø price 5 days   Ø volume 5 days (pcs.)     | 310.95 EUR (0)          |
| Ø price 30 days   Ø volume 30 days (pcs.)   | 312.10 EUR (0)          |
| Ø price 100 days   Ø volume 100 days (pcs.) | 312.23 EUR (0)          |
| Ø price 250 days   Ø volume 250 days (pcs.) | 317.73 EUR (0)          |
| YTD High   date                             | 320.80 EUR (2024/04/25) |
| YTD Low   date                              | 307.09 EUR (2024/01/25) |
| 52 Weeks High   date                        | 345.27 EUR (2023/05/18) |
| 52 Weeks Low   date                         | 299.80 EUR (2023/05/24) |

## Composition

| Name <br>ISIN | Price  | Diff % <br>Diff +/- | Performance  | Date<br>Time         | Turnover Pc. <br>Turnover Money  |
|--|--------|--|---|----------------------|--|
| BIOTIKA EUR33.19<br>CS0009013453   | 23.80  | 0.00%<br>0.00  |   | 24/05/03<br>11:01:17 | 115<br>2,737.00  |
| OTP BANKA SLOVENSKO A.S. ...<br>SK1110001452   | 1.00   | 0.00%<br>0.00  |   | 21/03/22<br>10:59:21 | 3<br>3.00  |
| VSEOBECNA UVEROVA BANKA E...<br>SK1110001437   | 157.00 | 0.00%<br>0.00  |   | 21/04/19<br>12:24:57 | 47<br>7,379.00   |