

SAX INDEX

ISIN: XC0009698330

WKN: -

Overview

2024/05/03 17:00:30

Price

309.79 EUR

Difference → 0.00% (0.00)

General attributes

ISIN XC0009698330

Symbol -

Country Slovakia

Instruments in index 3

Type of index -

Security type Index

Market data

Open 309.79 EUR

High 309.79 EUR

Low 309.79 EUR

Close (prev. day) 309.79 EUR

Trading volume (m) -

Volume (pcs) -

Futures and Options

Related Futures -

Related Options -



Information about previous performance does not guarantee future performance.

Source: FactSet

Recent research

on market

Date	Headline	Download
2024/05/03	Week Ahead	
2024/05/02	FX markets reflect uncertain interest rate outlook	
2024/04/30	Credit Markets Weekly	
2024/04/29	Focus on GDP data and central bank meeting in Czec...	
2024/04/26	Week Ahead	

Details

2024/05/03 17:00:30

Price

309.79 EUR

Difference ➔ 0.00% (0.00)

General attributes

ISIN XC0009698330

Symbol -

Country Slovakia

Security type Index

Instruments in index 3

Market data

Open 309.79 EUR

High 309.79 EUR

Low 309.79 EUR

Close (prev. day) 309.79 EUR

Trading volume (m) -

Volume (pcs) -

Performance and Risk

	6m	1Y	3Y
Perf (%)	-4.31%	-0.61%	-15.83%
Perf (abs.)	-13.96	-1.90	-58.25
Beta	-	-	-
Volatility	9.36	9.79	12.58

5Y








Information about previous performance does not guarantee future performance.
Source: FactSet

Price data

Ø price 5 days Ø volume 5 days (pcs.)	312.22 EUR (0)
Ø price 30 days Ø volume 30 days (pcs.)	312.13 EUR (0)
Ø price 100 days Ø volume 100 days (pcs.)	312.25 EUR (0)
Ø price 250 days Ø volume 250 days (pcs.)	317.74 EUR (0)
YTD High date	320.80 EUR (2024/04/25)
YTD Low date	307.09 EUR (2024/01/25)
52 Weeks High date	345.27 EUR (2023/05/18)
52 Weeks Low date	299.80 EUR (2023/05/24)

Composition

Name  ISIN	Price	Diff %  Diff +/-	Performance 	Date Time	Turnover Pc.  Turnover Money 
BIOTIKA EUR33.19 CS0009013453	23.80	0.00% 0.00		24/05/03 11:01:17	115 2,737.00
OTP BANKA SLOVENSKO A.S. ... SK1110001452	1.00	0.00% 0.00		21/03/22 10:59:21	3 3.00
VSEOBECNA UVEROVA BANKA E... SK1110001437	157.00	0.00% 0.00		21/04/19 12:24:57	47 7,379.00