

SAX INDEX

ISIN: XC0009698330

WKN: -

Overview

2024/05/02 15:47:09

Price

309.79 EUR

Difference ▲ 0.16% (0.50)

General attributes

ISIN XC0009698330

Symbol -

Country Slovakia

Instruments in index 3

Type of index -

Security type Index

Market data

Open 309.54 EUR

High 309.79 EUR

Low 309.54 EUR

Close (prev. day) 309.29 EUR

Trading volume (m) -

Volume (pcs) -

Top 5

Name	Price	+/- (%)	Trend
BIOTIKA EU...	23.80	-4.80	▼

Intraday 1W 1M 6m 1Y 3Y

Flop 5

Name	Price	+/- (%)	Trend
BIOTIKA EU...	23.80	-4.80	▼

Intraday 1W 1M 6m 1Y 3Y

Futures and Options

Related Futures -

Related Options -

5Y



Information about previous performance does not guarantee future performance.

Source: FactSet

Recent research

on market

Date	Headline	Download
2024/05/02	FX markets reflect uncertain interest rate outlook	
2024/04/30	Credit Markets Weekly	
2024/04/29	Focus on GDP data and central bank meeting in Czec...	
2024/04/26	Week Ahead	
2024/04/26	Global Equity Ratings	

Details

2024/05/02 15:47:09

Price

309.79 EUR

Difference



0.16% (0.50)

General attributes

ISIN XC0009698330

Symbol -

Country Slovakia

Security type Index

Instruments in index 3

Market data

Open 309.54 EUR

High 309.79 EUR

Low 309.54 EUR

Close (prev. day) 309.29 EUR

Trading volume (m) -

Volume (pcs) -

Performance and Risk

	6m	1Y	3Y
Perf (%)	-6.31%	-0.77%	-15.96%
Perf (abs.)	-20.83	-2.40	-58.75
Beta	-	-	-
Volatility	9.32	9.81	12.59

5Y










Information about previous performance does not guarantee future performance.

Source: FactSet

Price data

Ø price 5 days Ø volume 5 days (pcs.)	315.04 EUR (0)
Ø price 30 days Ø volume 30 days (pcs.)	312.17 EUR (0)
Ø price 100 days Ø volume 100 days (pcs.)	312.30 EUR (0)
Ø price 250 days Ø volume 250 days (pcs.)	317.75 EUR (0)
YTD High date	320.80 EUR (2024/04/25)
YTD Low date	307.09 EUR (2024/01/25)
52 Weeks High date	345.27 EUR (2023/05/18)
52 Weeks Low date	299.80 EUR (2023/05/24)

Composition

Name  ISIN 	Price	Diff %  Diff +/- 	Performance 	Date Time	Turnover Pc.  Turnover Money 
BIOTIKA EUR33.19 CS0009013453	23.80	-4.80% -1.20		24/04/26 17:00:16	10 238.00
OTP BANKA SLOVENSKO A.S. ... SK1110001452	1.00	0.00% 0.00		21/03/22 10:59:21	3 3.00
VSEOBECNA UVEROVA BANKA E... SK1110001437	157.00	0.00% 0.00		21/04/19 12:24:57	47 7,379.00