

## SAX INDEX

ISIN: XC0009698330

WKN: -

## Overview

2024/04/17 17:00:25

Price

316.76 EUR

Difference → 0.00% (0.00)

## General attributes

ISIN XC0009698330

Symbol -

Country Slovakia

Instruments in index 3

Type of index -

Security type Index

## Market data

Open 316.76 EUR

High 316.76 EUR

Low 316.76 EUR

Close (prev. day) 316.76 EUR

Trading volume (m) -

Volume (pcs) -

## Top 5

Name	Price	+/- (%)	Trend
BIOTIKA EU...	24.20	+0.83	<span>→</span>

Intraday 1W 1M 6m 1Y 3Y

## Flop 5

Name	Price	+/- (%)	Trend
BIOTIKA EU...	24.20	+0.83	<span>→</span>

Intraday 1W 1M 6m 1Y 3Y

## Futures and Options

Related Futures -

Related Options -

5Y



Information about previous performance does not guarantee future performance.

Source: FactSet

## Recent research

on market

Date	Headline	Download
2024/04/17	Credit Markets Weekly	
2024/04/15	Food no longer the main inflation driver	
2024/04/15	Parliamentary elections in Croatia	
2024/04/12	Week Ahead	
2024/04/11	ECB on course to cut interest rates	

## Details

2024/04/17 17:00:25

Price

316.76 EUR

Difference ➔ 0.00% (0.00)

## General attributes

ISIN XC0009698330

Symbol -

Country Slovakia

Security type Index

Instruments in index 3

## Market data

Open 316.76 EUR

High 316.76 EUR

Low 316.76 EUR

Close (prev. day) 316.76 EUR

Trading volume (m) -

Volume (pcs) -

## Performance and Risk

	6m	1Y	3Y
Perf (%)	-3.89%	+0.71%	-14.38%
Perf (abs.)	-12.83	+2.22	-53.18
Beta	-	-	-
Volatility	8.85	9.60	12.49

5Y









Information about previous performance does not guarantee future performance.  
Source: FactSet

## Price data

Ø price 5 days   Ø volume 5 days (pcs.)	316.42 EUR (0)
Ø price 30 days   Ø volume 30 days (pcs.)	310.54 EUR (0)
Ø price 100 days   Ø volume 100 days (pcs.)	311.68 EUR (0)
Ø price 250 days   Ø volume 250 days (pcs.)	317.74 EUR (0)
YTD High   date	316.76 EUR (2024/04/16)
YTD Low   date	307.09 EUR (2024/01/25)
52 Weeks High   date	345.27 EUR (2023/05/18)
52 Weeks Low   date	299.80 EUR (2023/05/24)

## Composition

Name  ISIN	Price	Diff %  Diff +/-	Performance 	Date Time	Turnover Pc.  Turnover Money 
BIOTIKA EUR33.19 CS0009013453	24.20	0.83% 0.20		24/04/16 17:00:14	4 96.80
OTP BANKA SLOVENSKO A.S. ... SK1110001452	1.00	0.00% 0.00		21/03/22 10:59:21	3 3.00
VSEOBECNA UVEROVA BANKA E... SK1110001437	157.00	0.00% 0.00		21/04/19 12:24:57	47 7,379.00