

SAX INDEX

ISIN: **XC0009698330** WKN: -

Overview

2023/09/21 17:00:39

Price

330.26 EURDifference  0.00% (0.00)

General attributes

ISIN XC0009698330

Symbol -

Country Slovakia

Instruments in index 3

Type of index -

Security type Index

Market data

Open 329.73 EUR

High 330.26 EUR

Low 329.73 EUR

Close (prev. day) 330.26 EUR

Trading volume (m) -

Volume (pcs) -

Futures and Options

Related Futures -

Related Options -

5Y












Information about previous performance does not guarantee future performance.

Source: FactSet

Recent research

on market

Date	Headline	Download
2023/09/20	 Credit Markets Weekly	
2023/09/18	 Releases of Polish data in focus this week	
2023/09/18	 Poland will release data for August	
2023/09/15	 Week Ahead	
2023/09/14	 ECB raises and signals stable interest rates	

Details

2023/09/21 17:00:39

Price

330.26 EUR

Difference  0.00% (0.00)

General attributes

ISIN XC0009698330

Symbol -

Country Slovakia

Security type Index

Instruments in index 3

Market data

Open 329.73 EUR

High 330.26 EUR

Low 329.73 EUR

Close (prev. day) 330.26 EUR

Trading volume (m) -

Volume (pcs) -

Performance and Risk

	6m	1Y	3Y
Perf (%)	+4.10%	-4.51%	-10.86%
Perf (abs.)	+13.02	-15.59	-40.25
Beta	-	-	-
Volatility	10.47	13.64	13.85

5Y










Information about previous performance does not guarantee future performance.

Source: FactSet

Price data

Ø price 5 days Ø volume 5 days (pcs.)	329.53 EUR (0)
Ø price 30 days Ø volume 30 days (pcs.)	327.50 EUR (0)
Ø price 100 days Ø volume 100 days (pcs.)	319.88 EUR (0)
Ø price 250 days Ø volume 250 days (pcs.)	326.69 EUR (0)
YTD High date	345.27 EUR (2023/05/18)
YTD Low date	299.80 EUR (2023/05/24)
52 Weeks High date	347.25 EUR (2022/09/27)
52 Weeks Low date	299.80 EUR (2023/05/24)

Composition

Name  ISIN 	Price	Diff %  Diff +/- 	Performance 	Date Time	Turnover Pc.  Turnover Money 
BIOTIKA EUR33.19 CS0009013453	22.00	0.00% 0.00		23/09/21 13:39:58	4 88.00
OTP BANKA SLOVENSKO A.S. ... SK1110001452	1.00	0.00% 0.00		21/03/22 10:59:21	3 3.00
VSEOBECNA UVEROVA BANKA E... SK1110001437	157.00	0.00% 0.00		21/04/19 12:24:57	47 7,379.00