

SAX INDEX

ISIN: XC0009698330

WKN: -

Overview

2023/10/03 13:40:29

Price

330.79 EUR

Difference



0.16% (0.53)

General attributes

ISIN XC0009698330

Symbol -

Country Slovakia

Instruments in index 3

Type of index -

Security type Index

Market data

Open 330.26 EUR

High 330.79 EUR

Low 330.26 EUR

Close (prev. day) 330.26 EUR

Trading volume (m) -

Volume (pcs) -

Futures and Options

Related Futures -

Related Options -

5Y



Information about previous performance does not guarantee future performance.

Source: FactSet

Recent research

on market

| Date | Headline | Download |
|------------|---|----------|
| 2023/10/02 | Two likely scenarios of the future government in S... | |
| 2023/10/02 | More central banks' meetings | |
| 2023/09/29 | Week Ahead | |
| 2023/09/29 | Global Strategy 4Q 2023 | |
| 2023/09/28 | CEE Special Report Explanatory and Predictive Yi... | |

Details

2023/10/03 13:40:29

Price

330.79 EUR

Difference



0.16% (0.53)

General attributes

ISIN XC0009698330

Symbol -

Country Slovakia

Security type Index

Instruments in index 3

Market data

Open 330.26 EUR

High 330.79 EUR

Low 330.26 EUR

Close (prev. day) 330.26 EUR

Trading volume (m) -

Volume (pcs) -

Performance and Risk

| | 6m | 1Y | 3Y |
|-------------|--------|--------|--------|
| Perf (%) | +4.10% | -4.58% | -5.67% |
| Perf (abs.) | +13.02 | -15.85 | -19.86 |
| Beta | - | - | - |
| Volatility | 10.51 | 13.64 | 13.56 |

5Y








Information about previous performance does not guarantee future performance.

Source: FactSet

Price data

| | |
|---|-------------------------|
| Ø price 5 days Ø volume 5 days (pcs.) | 330.26 EUR (0) |
| Ø price 30 days Ø volume 30 days (pcs.) | 329.29 EUR (0) |
| Ø price 100 days Ø volume 100 days (pcs.) | 321.23 EUR (0) |
| Ø price 250 days Ø volume 250 days (pcs.) | 326.24 EUR (0) |
| YTD High date | 345.27 EUR (2023/05/18) |
| YTD Low date | 299.80 EUR (2023/05/24) |
| 52 Weeks High date | 346.11 EUR (2022/10/03) |
| 52 Weeks Low date | 299.80 EUR (2023/05/24) |

Composition

| Name  ISIN | Price | Diff %  Diff +/- | Performance  | Date Time | Turnover Pc.  Turnover Money  |
|--|--------|--|---|----------------------|--|
| BIOTIKA EUR33.19 CS0009013453 | 22.00 | 0.00% 0.00 | | 23/09/21 13:39:58 | 4 88.00 |
| OTP BANKA SLOVENSKO A.S. ... SK1110001452 | 1.00 | 0.00% 0.00 | | 21/03/22 10:59:21 | 3 3.00 |
| VSEOBECNA UVEROVA BANKA E... SK1110001437 | 157.00 | 0.00% 0.00 | | 21/04/19 12:24:57 | 47 7,379.00 |