

SAX INDEX

ISIN: XC0009698330

WKN: -

Overview

2023/03/21 11:10:27

Price

312.65 EUR

Difference ➔ 0.00% (0.00)

General attributes

ISIN XC0009698330

Symbol -

Country Slovakia

Instruments in index 3

Type of index -

Security type Index

Market data

Open 312.65 EUR

High 312.65 EUR

Low 312.65 EUR

Close (prev. day) 312.65 EUR

Trading volume (m) -

Volume (pcs) -

Futures and Options

Related Futures -

Related Options -

5Y



Information about previous performance does not guarantee future performance.

Source: FactSet

Recent research

on market

Date	Headline	Download
2023/03/20	A pause in data flow	
2023/03/20	A pause in data flow	
2023/03/17	Week Ahead	
2023/03/16	ECB moves forward more cautiously	
2023/03/16	Global Equity Ratings	

Details

2023/03/21 11:10:27

Price

312.65 EUR

Difference ➔ 0.00% (0.00)

General attributes

ISIN XC0009698330

Symbol -

Country Slovakia

Security type Index

Instruments in index 3

Market data

Open 312.65 EUR

High 312.65 EUR

Low 312.65 EUR

Close (prev. day) 312.65 EUR

Trading volume (m) -

Volume (pcs) -

Performance and Risk

	6m	1Y	3Y
Perf (%)	-9.67%	-20.64%	-4.12%
Perf (abs.)	-33.46	-81.30	-13.43
Beta	-	-	-
Volatility	16.06	15.10	16.27










Information about previous performance does not guarantee future performance.
Source: FactSet

Price data

Ø price 5 days Ø volume 5 days (pcs.)	310.02 EUR (0)
Ø price 30 days Ø volume 30 days (pcs.)	321.55 EUR (0)
Ø price 100 days Ø volume 100 days (pcs.)	331.70 EUR (0)
Ø price 250 days Ø volume 250 days (pcs.)	353.28 EUR (0)
YTD High date	341.43 EUR (2023/01/19)
YTD Low date	307.98 EUR (2023/03/06)
52 Weeks High date	399.16 EUR (2022/03/21)
52 Weeks Low date	307.98 EUR (2023/03/06)

Composition

Name  ISIN 	Price	Diff %  Diff +/- 	Performance 	Date Time	Turnover Pc.  Turnover Money 
BIOTIKA EUR33.19 CS0009013453	23.20	0.00% 0.00		23/03/21 11:10:26	4 92.80
OTP BANKA SLOVENSKO A.S. ... SK1110001452	1.00	0.00% 0.00		21/03/22 10:59:21	3 3.00
VSEOBECNA UVEROVA BANKA E... SK1110001437	157.00	0.00% 0.00		21/04/19 12:24:57	47 7,379.00