

CAC ALL-TRADABLE

ISIN: **FR0003999499** WKN: -

Overview

2024/09/17 14:18:00

Price

5,569.95 EURDifference  0.78% (43.07)

General attributes

ISIN FR0003999499

Symbol CACT

Country France

Instruments in index 200

Type of index -

Security type Index

Market data

Open 5,552.46 EUR

High 5,577.61 EUR

Low 5,546.35 EUR

Close (prev. day) 5,526.88 EUR

Trading volume (m) 54,203,946

Volume (pcs) 937,604,827






5Y



Information about previous performance does not guarantee future performance.

Source: FactSet

Top 5

Name	Price	+ - (%)	Trend
OSE IMMUNO...	7.36	+11.85	
VOLTALIA	7.93	+5.73	
UBISOFT EN...	11.88	+4.90	
AIR FRANCE...	8.542	+4.73	
WORLDLINE ...	6.38	+4.32	

Intraday 1W 1M 6m 1Y 3Y

Flop 5

Name	Price	+ - (%)	Trend
TOUAX(TOUA...	5.00	-9.42	
LATECOERE ...	0.0117	-3.31	
NEXITY SA	11.46	-2.39	
HIGH CO.	2.57	-2.28	
GENSIGHT B...	0.381	-2.18	

Intraday 1W 1M 6m 1Y 3Y

Recent research

on market

Date	Headline	Download
2024/09/13	 Week Ahead	
2024/09/12	 ECB cuts further	
2024/09/11	 EU Green Deal - a lot of work awaits Europe	
2024/09/11	 Credit Markets Weekly	
2024/09/11	 Global Equity Ratings	

Futures and Options

Related Futures -

Related Options -

Details

2024/09/17 14:18:00

Price

5,569.95 EUR

Difference



0.78% (43.07)

General attributes

ISIN FR0003999499

Symbol CACT

Country France

Security type Index

Instruments in index 200

Market data

Open 5,552.46 EUR

High 5,577.61 EUR

Low 5,546.35 EUR

Close (prev. day) 5,526.88 EUR

Trading volume (m) 54,203,946

Volume (pcs) 937,604,827

Performance and Risk

	6m	1Y	3Y
Perf (%)	-8.17%	+0.53%	+8.52%
Perf (abs.)	-491.88	+28.97	+433.85
Beta	-	-	-
Volatility	13.18	12.19	17.00



Information about previous performance does not guarantee future performance.

Source: FactSet

Price data

Ø price 5 days Ø volume 5 days (pcs.)	5,511.16 EUR (100,132,342)
Ø price 30 days Ø volume 30 days (pcs.)	5,524.64 EUR (89,457,580)
Ø price 100 days Ø volume 100 days (pcs.)	5,698.10 EUR (120,999,296)
Ø price 250 days Ø volume 250 days (pcs.)	5,634.00 EUR (188,886,674)
YTD High date	6,120.85 EUR (2024/05/15)
YTD Low date	5,218.11 EUR (2024/08/05)
52 Weeks High date	6,120.85 EUR (2024/05/15)
52 Weeks Low date	5,019.79 EUR (2023/10/23)

Composition

Name ISIN	Price	Diff % Diff +/-	Performance	Date Time	Turnover Pc. Turnover Money
AB SCIENCE S.A. FR0010557264	1.03	-0.19% -0.00		24/09/17 13:58:59	16,517 17,019.00
ABIONYX PHARMA S.A. FR0012616852	1.248	0.32% 0.00		24/09/17 13:53:39	2,591 3,232.00
ABIVAX S.A. FR0012333284	10.42	0.39% 0.04		24/09/17 13:19:42	3,597 37,360.00
ACCOR S.A. FR0000120404	38.81	1.20% 0.46		24/09/17 14:15:28	51,683 1,998,468.00
ACTEOS S.A. FR0000076861	1.34	0.75% 0.01		24/09/17 09:01:00	176 236.00
ADOCIA SAS FR0011184241	5.66	0.00% 0.00		24/09/17 13:58:33	14,257 81,025.00
ADUX FR0012821890	1.66	3.75% 0.06		24/09/17 14:04:44	2,043 3,341.00
AIR FRANCE-KLM SA FR001400J770	8.542	4.73% 0.39		24/09/17 14:17:53	851,316 7,162,800.00
AIR LIQUIDE SA FR0000120073	170.44	0.54% 0.92		24/09/17 14:18:08	66,060 11,251,138.00
AIRBUS SE NL0000235190	130.04	0.48% 0.62		24/09/17 14:16:38	260,973 33,831,352.00
AKWEL S.A. FR0000053027	9.99	-0.10% -0.01		24/09/17 12:02:20	34 340.00
ALSTOM SA FR0010220475	17.445	1.13% 0.20		24/09/17 14:16:02	106,748 1,852,093.00
ALTAREA S.C.A. FR0000033219	109.60	-0.36% -0.40		24/09/17 14:11:56	2,014 220,782.00
ALTEN S.A. FR0000071946	98.75	1.33% 1.30		24/09/17 14:17:37	4,808 473,266.00
AMUNDI S.A. FR0004125920	67.60	0.37% 0.25		24/09/17 14:11:53	10,727 725,597.00
ANTIN INFRASTRUCTURE PART... FR0014005AL0	12.50	0.16% 0.02		24/09/17 14:12:25	6,981 87,713.00
APERAM S.A. LU0569974404	24.26	1.17% 0.28		24/09/17 14:16:24	26,469 640,570.00
ARAMIS GROUP SAS FR0014003U94	5.64	-1.23% -0.07		24/09/17 14:07:11	25,937 148,290.00
ARCELORMITTAL S.A. LU1598757687	20.84	1.61% 0.33		24/09/17 14:16:33	665,030 13,833,837.00
ARGAN FR0010481960	76.40	0.13% 0.10		24/09/17 14:07:57	1,332 101,733.00
ARKEMA S.A. FR0010313833	80.70	2.02% 1.60		24/09/17 14:14:38	23,126 1,860,697.00
ARTMARKET.COM S.A. FR0000074783	4.40	-2.00% -0.09		24/09/17 13:29:53	800 3,560.00
ASSYSTEM S.A. FR0000074148	43.55	-0.91% -0.40		24/09/17 14:15:55	10,585 464,253.00

ATOS SE FR0000051732	0.6532	0.49% 0.00		24/09/17 14:16:26	330,963 216,126.00
AVENIR TELECOM S.A. FR001400CFI7	0.0849	0.95% 0.00		24/09/17 14:00:34	26,613 2,341.00
AXA S.A. FR0000120628	36.28	0.25% 0.09		24/09/17 14:17:21	1,174,447 42,598,688.00
AYVENS EUR1.5 FR0013258662	6.085	0.58% 0.04		24/09/17 14:17:03	70,833 430,818.00
AÉROPORTS DE PARIS S.A. FR0010340141	118.40	2.51% 2.90		24/09/17 14:10:51	45,948 5,314,941.00
BALYO SA EUR0.08 FR0013258399	0.52	4.00% 0.02		24/09/17 13:05:08	2,194 1,107.00
BASTIDE, LE CONFORT MED. ... FR0000035370	20.10	-1.71% -0.35		24/09/17 14:13:31	4,327 85,433.00