

## FRANCE SBF 120

ISIN: **FR0003999481** WKN: -

## Overview

2024/07/16 18:05:02

Price

**5,740.32** EURDifference  -0.67% (-38.70)

## General attributes

ISIN FR0003999481

Symbol -

Country France

Instruments in index 120

Type of index -

Security type Index

## Market data

Open 5,733.96 EUR

High 5,756.58 EUR

Low 5,719.94 EUR

Close (prev. day) 5,779.02 EUR

Trading volume (m) 90,958,531

Volume (pcs) 2,815,804,186

## Top 5

Name 	Price	+ - (%) 	Trend 
ESSO S.A.F...	167.00	+6.23	
VALNEVA SE	3.494	+4.05	
EUROAPI SA...	2.91	+2.46	
EMEIS	12.304	+2.32	
LA FRANCAI...	33.86	+1.93	

Intraday 1W 1M 6m 1Y 3Y

## Flop 5

Name 	Price	+ - (%) 	Trend 
SCOR SE	19.66	-24.56	
ATOS SE	1.11	-13.15	
APERAM S.A...	24.90	-3.49	
VIRIDIEN	0.4907	-3.48	
KERING S.A...	311.35	-3.10	

Intraday 1W 1M 6m 1Y 3Y

5Y








Information about previous performance does not guarantee future performance.

Source: FactSet

## Recent research

on market

Date	Headline	Download 
2024/07/15	 CSSD market 1H 2024: Schuldschein market gives way...	
2024/07/12	 Week Ahead	
2024/07/10	 Credit Markets Weekly	
2024/07/09	 Political environment weighs on outlook	
2024/07/05	 Week Ahead	

**Futures and Options**

**Related Futures** -

**Related Options** -

## Details

2024/07/16 18:05:02

Price

**5,740.32** EURDifference  -0.67% (-38.70)

## General attributes

ISIN FR0003999481

Symbol -

Country France

Security type Index

Instruments in index 120

## Market data

Open 5,733.96 EUR

High 5,756.58 EUR

Low 5,719.94 EUR

Close (prev. day) 5,779.02 EUR

Trading volume (m) 90,958,531

Volume (pcs) 2,815,804,186

## Performance and Risk

	6m	1Y	3Y
Perf (%)	+2.62%	+2.81%	+13.76%
Perf (abs.)	+147.71	+157.78	+698.92
Beta	-	-	-
Volatility	12.29	12.08	16.97

6,000.00

5,500.00

5,000.00

4,500.00

4,000.00

3,500.00

3,000.00

2020

2021

2022

2023

2024

5Y



Information about previous performance does not guarantee future performance.

Source: FactSet

## Price data

Ø price 5 days   Ø volume 5 days (pcs.)	5,761.15 EUR (87,167,977)
Ø price 30 days   Ø volume 30 days (pcs.)	5,819.43 EUR (110,199,450)
Ø price 100 days   Ø volume 100 days (pcs.)	6,019.54 EUR (151,617,860)
Ø price 250 days   Ø volume 250 days (pcs.)	5,741.90 EUR (165,276,208)
YTD High   date	6,254.97 EUR (2024/05/15)
YTD Low   date	5,526.38 EUR (2024/01/17)
52 Weeks High   date	6,254.97 EUR (2024/05/15)
52 Weeks Low   date	5,132.00 EUR (2023/10/23)

## Composition

Name ISIN	Price	Diff % Diff +/-	Performance	Date Time	Turnover Pc. Turnover Money
ACCOR S.A. FR0000120404	39.13	-1.14% -0.45		24/07/16 17:35:10	357,858 13,975,316.00
AIR FRANCE-KLM SA FR001400J770	7.982	-0.60% -0.05		24/07/16 17:35:07	1,193,814 9,461,862.00
AIR LIQUIDE SA FR0000120073	162.70	-0.28% -0.46		24/07/16 17:37:31	389,153 63,320,093.00
AIRBUS SE NL0000235190	133.00	0.00% 0.00		24/07/16 17:36:09	724,663 96,295,039.00
ALSTOM SA FR0010220475	17.43	1.63% 0.28	█	24/07/16 17:36:23	998,808 17,322,469.00
ALTEN S.A. FR0000071946	107.60	-1.37% -1.50		24/07/16 17:35:25	27,160 2,919,338.00
AMUNDI S.A. FR0004125920	65.75	-1.42% -0.95		24/07/16 17:35:08	151,969 10,013,130.00
APERAM S.A. LU0569974404	24.90	-3.49% -0.90		24/07/16 17:35:24	244,533 6,104,898.00
ARCELORMITTAL S.A. LU1598757687	21.12	-2.49% -0.54		24/07/16 17:35:19	3,931,352 82,172,340.00
ARGAN FR0010481960	78.10	-0.89% -0.70		24/07/16 17:35:29	8,420 657,835.00
ARKEMA S.A. FR0010313833	82.25	0.00% 0.00		24/07/16 17:35:22	112,539 9,235,299.00
ATOS SE FR0000051732	1.11	-13.15% -0.17		24/07/16 17:38:17	24,561,949 32,641,678.00
AXA S.A. FR0000120628	32.00	-0.56% -0.18		24/07/16 17:35:25	996,610 31,731,962.00
AYVENS EUR1.5 FR0013258662	6.11	-1.85% -0.12		24/07/16 17:35:04	309,921 1,828,577.00
AÉROPORTS DE PARIS S.A. FR0010340141	119.30	-0.50% -0.60		24/07/16 17:35:06	62,641 7,452,503.00
BENETEAU S.A. FR0000035164	10.38	-0.19% -0.02		24/07/16 17:35:21	80,581 831,118.00
BIOMERIEUX FR0013280286	93.90	-1.42% -1.35		24/07/16 17:35:15	61,131 5,735,487.00
BNP PARIBAS S.A. FR0000131104	62.57	-0.27% -0.17		24/07/16 17:35:09	1,353,639 84,372,046.00
BOLLORÉ S.A. FR0000039299	5.845	0.52% 0.03	█	24/07/16 17:38:47	609,092 3,553,615.00
BOUYGUES S.A. FR0000120503	32.23	0.25% 0.08	█	24/07/16 17:35:04	588,618 18,955,685.00
BUREAU VERITAS S.A. FR0006174348	26.60	0.76% 0.20	█	24/07/16 17:35:14	589,351 15,567,700.00
CAPGEMINI SE FR0000125338	192.45	0.29% 0.55	█	24/07/16 17:35:02	294,462 56,664,468.00
CARMILA SA FR0010828137	16.60	1.10% 0.18	█	24/07/16 17:35:05	24,400 404,655.00

CARREFOUR SA FR0000120172	14.145	0.00% 0.00		24/07/16 17:35:16	1,178,691 16,641,694.00
CASINO GUICHARD-PERRACHON... FR001400OKR3	3.54	-2.20% -0.08		24/07/16 17:35:29	226,315 809,280.00
COFACE S.A. FR0010667147	13.65	-0.07% -0.01		24/07/16 17:35:07	127,256 1,732,650.00
COMPAGNIE DE SAINT-GOBAIN... FR0000125007	79.42	1.07% 0.84		24/07/16 17:35:06	445,300 35,063,621.00
COMPAGNIE GENERALE DES ET... FR001400AJ45	35.00	-0.11% -0.04		24/07/16 17:35:12	770,420 26,907,565.00
COVIVIO SA FR0000064578	46.30	-0.04% -0.02		24/07/16 17:35:01	103,735 4,804,427.00
CRÉDIT AGRICOLE S.A. FR0000045072	13.695	0.48% 0.07		24/07/16 17:35:03	2,611,190 35,646,398.00