

FRANCE SBF 120

ISIN: **FR0003999481** WKN: -

Overview

2024/07/16 17:55:00

Price

5,740.32 EURDifference  -0.67% (-38.70)

General attributes

ISIN FR0003999481

Symbol -

Country France

Instruments in index 120

Type of index -

Security type Index

Market data

Open 5,733.96 EUR

High 5,756.58 EUR

Low 5,719.94 EUR

Close (prev. day) 5,779.02 EUR

Trading volume (m) 90,958,531

Volume (pcs) 2,815,804,186

Top 5

Name 	Price	+ - (%) 	Trend 
ESSO S.A.F...	167.00	+6.23	
VALNEVA SE	3.494	+4.05	
EUROAPI SA...	2.91	+2.46	
EMEIS	12.304	+2.32	
LA FRANCAI...	33.86	+1.93	

Intraday 1W 1M 6m 1Y 3Y

Flop 5

Name 	Price	+ - (%) 	Trend 
SCOR SE	19.66	-24.56	
ATOS SE	1.11	-13.15	
APERAM S.A...	24.90	-3.49	
VIRIDIEN	0.4907	-3.48	
KERING S.A...	311.35	-3.10	

Intraday 1W 1M 6m 1Y 3Y

5Y







Information about previous performance does not guarantee future performance.

Source: FactSet

Recent research

on market

Date	Headline	Download 
2024/07/15	 CSSD market 1H 2024: Schuldschein market gives way...	
2024/07/12	 Week Ahead	
2024/07/10	 Credit Markets Weekly	
2024/07/09	 Political environment weighs on outlook	
2024/07/05	 Week Ahead	

Futures and Options

Related Futures -

Related Options -

Details

2024/07/16 17:55:00

Price

5,740.32 EURDifference  -0.67% (-38.70)

General attributes

ISIN FR0003999481

Symbol -

Country France

Security type Index

Instruments in index 120

Market data

Open 5,733.96 EUR

High 5,756.58 EUR

Low 5,719.94 EUR

Close (prev. day) 5,779.02 EUR

Trading volume (m) 90,958,531

Volume (pcs) 2,815,804,186

Performance and Risk

	6m	1Y	3Y
Perf (%)	+2.62%	+2.81%	+13.76%
Perf (abs.)	+147.71	+157.78	+698.92
Beta	-	-	-
Volatility	12.29	12.08	16.97



Information about previous performance does not guarantee future performance.
Source: FactSet

Price data

Ø price 5 days Ø volume 5 days (pcs.)	5,761.15 EUR (87,167,977)
Ø price 30 days Ø volume 30 days (pcs.)	5,819.43 EUR (110,199,450)
Ø price 100 days Ø volume 100 days (pcs.)	6,019.54 EUR (151,617,860)
Ø price 250 days Ø volume 250 days (pcs.)	5,741.90 EUR (165,276,208)
YTD High date	6,254.97 EUR (2024/05/15)
YTD Low date	5,526.38 EUR (2024/01/17)
52 Weeks High date	6,254.97 EUR (2024/05/15)
52 Weeks Low date	5,132.00 EUR (2023/10/23)

Composition

Name ISIN	Price	Diff % Diff +/-	Performance	Date Time	Turnover Pc. Turnover Money
ACCOR S.A. FR0000120404	39.13	-1.14% -0.45		24/07/16 17:35:10	357,858 13,975,316.00
AIR FRANCE-KLM SA FR001400J770	7.982	-0.60% -0.05		24/07/16 17:35:07	1,193,814 9,461,862.00
AIR LIQUIDE SA FR0000120073	162.70	-0.28% -0.46		24/07/16 17:37:31	389,153 63,320,093.00
AIRBUS SE NL0000235190	133.00	0.00% 0.00		24/07/16 17:36:09	724,663 96,295,039.00
ALSTOM SA FR0010220475	17.43	1.63% 0.28	█	24/07/16 17:36:23	998,808 17,322,469.00
ALTEN S.A. FR0000071946	107.60	-1.37% -1.50		24/07/16 17:35:25	27,160 2,919,338.00
AMUNDI S.A. FR0004125920	65.75	-1.42% -0.95		24/07/16 17:35:08	151,969 10,013,130.00
APERAM S.A. LU0569974404	24.90	-3.49% -0.90		24/07/16 17:35:24	244,533 6,104,898.00
ARCELORMITTAL S.A. LU1598757687	21.12	-2.49% -0.54		24/07/16 17:35:19	3,931,352 82,172,340.00
ARGAN FR0010481960	78.10	-0.89% -0.70		24/07/16 17:35:29	8,420 657,835.00
ARKEMA S.A. FR0010313833	82.25	0.00% 0.00		24/07/16 17:35:22	112,539 9,235,299.00
ATOS SE FR0000051732	1.11	-13.15% -0.17		24/07/16 17:38:17	24,561,949 32,641,678.00
AXA S.A. FR0000120628	32.00	-0.56% -0.18		24/07/16 17:35:25	996,610 31,731,962.00
AYVENS EUR1.5 FR0013258662	6.11	-1.85% -0.12		24/07/16 17:35:04	309,921 1,828,577.00
AÉROPORTS DE PARIS S.A. FR0010340141	119.30	-0.50% -0.60		24/07/16 17:35:06	62,641 7,452,503.00
BENETEAU S.A. FR0000035164	10.38	-0.19% -0.02		24/07/16 17:35:21	80,022 825,316.00
BIOMERIEUX FR0013280286	93.90	-1.42% -1.35		24/07/16 17:35:15	61,131 5,735,487.00
BNP PARIBAS S.A. FR0000131104	62.57	-0.27% -0.17		24/07/16 17:35:09	1,353,639 84,372,046.00
BOLLORÉ S.A. FR0000039299	5.845	0.52% 0.03	█	24/07/16 17:38:47	609,092 3,553,615.00
BOUYGUES S.A. FR0000120503	32.23	0.25% 0.08	█	24/07/16 17:35:04	588,618 18,955,685.00
BUREAU VERITAS S.A. FR0006174348	26.60	0.76% 0.20	█	24/07/16 17:35:14	589,351 15,567,700.00
CAPGEMINI SE FR0000125338	192.45	0.29% 0.55	█	24/07/16 17:35:02	294,462 56,664,468.00
CARMILA SA FR0010828137	16.60	1.10% 0.18	█	24/07/16 17:35:05	24,400 404,655.00

CARREFOUR SA FR0000120172	14.145	0.00% 0.00		24/07/16 17:35:16	1,178,691 16,641,694.00
CASINO GUICHARD-PERRACHON... FR001400OKR3	3.54	-2.20% -0.08		24/07/16 17:35:29	226,315 809,280.00
COFACE S.A. FR0010667147	13.65	-0.07% -0.01		24/07/16 17:35:07	127,256 1,732,650.00
COMPAGNIE DE SAINT-GOBAIN... FR0000125007	79.42	1.07% 0.84		24/07/16 17:35:06	445,300 35,063,621.00
COMPAGNIE GENERALE DES ET... FR001400AJ45	35.00	-0.11% -0.04		24/07/16 17:35:12	770,420 26,907,565.00
COVIVIO SA FR0000064578	46.30	-0.04% -0.02		24/07/16 17:35:01	103,735 4,804,427.00
CRÉDIT AGRICOLE S.A. FR0000045072	13.695	0.48% 0.07		24/07/16 17:35:03	2,611,190 35,646,398.00