

FRANCE SBF 120

ISIN: **FR0003999481** WKN: -

Overview

2024/05/03 18:05:02

Price

6,027.73 EURDifference  0.57% (34.05)

General attributes

ISIN FR0003999481

Symbol -

Country France

Instruments in index 120

Type of index -

Security type Index

Market data

Open 6,016.05 EUR

High 6,064.49 EUR

Low 6,000.96 EUR

Close (prev. day) 5,993.68 EUR

Trading volume (m) 101,125,364

Volume (pcs) 3,734,037,478

Top 5

Name 	Price	+ - (%) 	Trend 
JCDECAUX S...	21.62	+9.91 	
ATOS SE	2.173	+7.57 	
ALD EUR1.5	6.845	+7.20 	
NEXITY SA	11.07	+4.24 	
SOLUTIONS ...	1.98	+4.21 	

Intraday 1W 1M 6m 1Y 3Y

Flop 5

Name 	Price	+ - (%) 	Trend 
SOCIÉTÉ GÉ...	24.455	-5.18 	
APERAM S.A...	25.98	-4.56 	
VUSIONGROU...	144.50	-3.47 	
SES S.A.	4.56	-2.81 	
TÉLÉPERFOR...	94.86	-2.53 	

Intraday 1W 1M 6m 1Y 3Y

5Y














Information about previous performance does not guarantee future performance.

Source: FactSet

Recent research

on market

Date	Headline	Download 
2024/05/03	 Week Ahead	
2024/05/02	 FX markets reflect uncertain interest rate outlook	
2024/04/30	 Credit Markets Weekly	
2024/04/26	 Week Ahead	
2024/04/26	 Global Equity Ratings	

Futures and Options

Related Futures -

Related Options -

Details

2024/05/03 18:05:02

Price

6,027.73 EURDifference ▲ 0.57% (34.05)

General attributes

ISIN FR0003999481

Symbol -

Country France

Security type Index

Instruments in index 120

Market data

Open 6,016.05 EUR

High 6,064.49 EUR

Low 6,000.96 EUR

Close (prev. day) 5,993.68 EUR

Trading volume (m) 101,125,364

Volume (pcs) 3,734,037,478

Performance and Risk

	6m	1Y	3Y
Perf (%)	+12.66%	+6.81%	+22.34%
Perf (abs.)	+677.43	+384.58	+1,100.52
Beta	-	-	-
Volatility	9.71	11.90	16.81



Information about previous performance does not guarantee future performance.

Source: FactSet

Price data

Ø price 5 days Ø volume 5 days (pcs.)	6,053.61 EUR (102,272,474)
Ø price 30 days Ø volume 30 days (pcs.)	6,104.58 EUR (115,223,519)
Ø price 100 days Ø volume 100 days (pcs.)	5,904.83 EUR (245,270,714)
Ø price 250 days Ø volume 250 days (pcs.)	5,661.33 EUR (164,896,871)
YTD High date	6,239.43 EUR (2024/04/02)
YTD Low date	5,526.38 EUR (2024/01/17)
52 Weeks High date	6,239.43 EUR (2024/04/02)
52 Weeks Low date	5,132.00 EUR (2023/10/23)

Composition

Name ISIN	Price	Diff % Diff +/-	Performance	Date Time	Turnover Pc. Turnover Money
ACCOR S.A. FR0000120404	41.05	0.51% 0.21		24/05/03 17:35:25	464,795 19,052,169.00
AIR FRANCE-KLM SA FR001400J770	9.97	-0.16% -0.02		24/05/03 17:35:23	1,674,326 16,877,914.00
AIR LIQUIDE SA FR0000120073	180.62	-0.24% -0.44		24/05/03 17:36:06	422,018 76,406,161.00
AIRBUS SE NL0000235190	154.34	0.49% 0.76		24/05/03 17:35:12	698,663 107,817,937.00
ALD EUR1.5 FR0013258662	6.845	7.20% 0.46		24/05/03 17:35:13	3,388,504 23,680,097.00
ALSTOM SA FR0010220475	15.555	0.06% 0.01		24/05/03 17:37:45	1,047,997 16,267,626.00
ALTEN S.A. FR0000071946	114.20	3.63% 4.00		24/05/03 17:35:29	57,189 6,496,495.00
AMUNDI S.A. FR0004125920	68.00	2.03% 1.35		24/05/03 17:35:09	133,894 9,087,868.00
APERAM S.A. LU0569974404	25.98	-4.56% -1.24		24/05/03 17:35:19	462,288 12,116,649.00
ARCELORMITTAL S.A. LU1598757687	24.30	-0.12% -0.03		24/05/03 17:35:05	1,804,974 44,021,197.00
ARGAN FR0010481960	76.50	2.00% 1.50		24/05/03 17:35:14	25,993 1,965,564.00
ARKEMA S.A. FR0010313833	97.85	-0.46% -0.45		24/05/03 17:35:08	232,268 22,753,400.00
ATOS SE FR0000051732	2.173	7.57% 0.15		24/05/03 17:37:55	3,330,600 7,128,372.00
AXA S.A. FR0000120628	31.43	-1.38% -0.44		24/05/03 17:37:30	5,611,738 173,445,053.00
AÉROPORTS DE PARIS S.A. FR0010340141	121.40	0.08% 0.10		24/05/03 17:35:28	79,100 9,653,036.00
BENETEAU S.A. FR0000035164	12.30	-1.28% -0.16		24/05/03 17:35:14	105,174 1,308,309.00
BIOMERIEUX FR0013280286	98.70	-0.15% -0.15		24/05/03 17:35:18	55,847 5,519,888.00
BNP PARIBAS S.A. FR0000131104	67.64	0.28% 0.19		24/05/03 17:35:28	1,775,234 120,286,434.00
BOLLORÉ S.A. FR0000039299	6.145	1.07% 0.07		24/05/03 17:38:14	579,449 3,560,629.00
BOUYGUES S.A. FR0000120503	35.12	0.92% 0.32		24/05/03 17:35:29	790,280 27,725,690.00
BUREAU VERITAS S.A. FR0006174348	27.70	1.61% 0.44		24/05/03 17:35:29	841,276 23,245,591.00
CAPGEMINI SE FR0000125338	202.60	1.68% 3.35		24/05/03 17:38:10	306,087 61,976,998.00
CARMILA SA FR0010828137	15.98	0.25% 0.04		24/05/03 17:35:02	41,323 661,675.00

CARREFOUR SA FR0000120172	15.62	0.55% 0.09	█	24/05/03 17:35:17	951,470 14,861,296.00
CGG S.A. FR0013181864	0.3975	-1.68% -0.01		24/05/03 17:35:21	2,582,378 1,035,101.00
COFACE S.A. FR0010667147	14.51	0.14% 0.02	█	24/05/03 17:35:03	235,389 3,425,678.00
COMPAGNIE DE SAINT-GOBAIN... FR0000125007	77.70	2.64% 2.00	█	24/05/03 17:38:28	1,131,997 82,609,018.00
COMPAGNIE GENERALE DES ET... FR001400AJ45	36.38	-0.38% -0.14		24/05/03 17:35:36	1,037,382 36,877,483.00
COMPAGNIE PLASTIC OMNIUM ... FR0000124570	11.40	-0.26% -0.03		24/05/03 17:35:16	78,780 908,912.00
COVIVIO SA FR0000064578	48.02	1.78% 0.84	█	24/05/03 17:35:09	145,865 7,007,823.00