

NASDAQ COMPOSITE INDEX

ISIN: **XC0009694271** WKN: -

Overview

2024/05/10 23:16:00

Price

16,340.8686

USD

Difference  -0.03% (-5.40)

General attributes

ISIN	XC0009694271
Symbol	-
Country	USA
Instruments in index	3372
Type of index	-
Security type	Index

Market data

Open	16,389.0238 USD
High	16,437.3911 USD
Low	16,293.5200 USD
Close (prev. day)	16,346.2647 USD
Trading volume (m)	3,993,795
Volume (pcs)	-

Top 5

Name 	Price	+ - (%) 	Trend 
AEYE INC. ...	2.58	+115.00	
NOVAVAX IN...	8.88	+98.66	
PROSOMNUS ...	0.029	+85.90	
ITEOS THER...	17.44	+43.07	
SENSUS HEA...	5.29	+38.85	

Intraday 1W 1M 6m 1Y 3Y

Flop 5

Name 	Price	+ - (%) 	Trend 
MACROGENIC...	3.31	-77.44	
VAXXINITY ...	0.051	-49.00	
EVOLV TECH...	2.36	-38.54	
GREENWAVE ...	0.0439	-37.20	
ACORDA THE...	0.44	-32.31	

Intraday 1W 1M 6m 1Y 3Y

5Y













Information about previous performance does not guarantee future performance.

Source: FactSet

Recent research

on market

Date	Headline	Download
2024/05/10	 Week Ahead	
2024/05/03	 Week Ahead	
2024/05/02	 FX markets reflect uncertain interest rate outlook	
2024/05/02	 Fed continues to wait for price pressure to ease	
2024/04/26	 Week Ahead	

Futures and Options

Related Futures 0

Related Options -

Details

2024/05/10 23:16:00

Price

16,340.8686

USD

Difference



-0.03% (-5.40)

General attributes

ISIN XC0009694271

Symbol -

Country USA

Security type Index

Instruments in index 3372

Market data

Open 16,389.0238 USD

High 16,437.3911 USD

Low 16,293.5200 USD

Close (prev. day) 16,346.2647 USD

Trading volume (m) 3,993,795

Volume (pcs) -

Performance and Risk

	6m	1Y	3Y
Perf (%)	+18.43%	+32.78%	+21.93%
Perf (abs.)	+2,542.76	+4,034.43	+2,939.01
Beta	-	-	-
Volatility	15.71	16.13	23.16



Information about previous performance does not guarantee future performance.
Source: FactSet

Price data

Ø price 5 days Ø volume 5 days (pcs.)	16,334.3379 USD (4,147,908)
Ø price 30 days Ø volume 30 days (pcs.)	16,006.4485 USD (4,268,984)
Ø price 100 days Ø volume 100 days (pcs.)	15,723.3065 USD (4,667,020)
Ø price 250 days Ø volume 250 days (pcs.)	14,467.7598 USD (4,463,997)
YTD High date	16,538.8644 USD (2024/03/21)
YTD Low date	14,477.5681 USD (2024/01/05)
52 Weeks High date	16,538.8644 USD (2024/03/21)
52 Weeks Low date	12,209.5762 USD (2023/05/12)

Composition

Name ISIN	Price	Diff % Diff +/-	Performance	Date Time	Turnover Pc. Turnover Money
1-800-FLOWERS. COM INC. US68243Q1067	9.25	-0.43% -0.04		24/05/10 22:00:00	337,581 3,123,108.01
10X GENOMICS INC. US88025U1097	25.99	-1.52% -0.40		24/05/10 22:00:00	1,248,535 32,867,679.19
111 INC. SPONSORED ADR CL... US88247Q1022	1.1319	-0.71% -0.01		24/05/10 22:30:01	75,122 85,372.75
17 EDUCATION & TECH GRP I... US81807M3043	2.51	-0.79% -0.02		24/05/10 22:30:01	10,330 26,996.32
180 LIFE SCIENCES CORP. US68236V3024	1.93	-5.39% -0.11		24/05/10 22:30:00	6,222 12,803.32
1895 BANCORP OF WISCONSIN... US28253R1059	7.23	1.69% 0.12	█	24/05/10 22:30:00	2,064 14,876.77
1ST CAPITAL INC COM USD0.... US31942S1042	28.05	0.07% 0.02		24/05/10 22:30:01	632 18,085.55
1STDIBS COM INC USD0.01 US3205511047	6.05	2.54% 0.15	█	24/05/10 22:00:00	104,973 628,425.36
22ND CENTURY GROUP INC. US90137F3010	1.53	-4.38% -0.07		24/05/10 22:00:00	157,539 245,617.00
23ANDME HOLDING CO COM US... US90138Q1085	0.4975	-2.45% -0.01		24/05/10 22:00:00	3,032,230 1,516,524.15
2SEVENTY BIO INC. US9013841070	4.38	-1.24% -0.06		24/05/10 22:00:00	403,751 1,760,158.61
2U INC. US90214J1016	0.3102	-15.18% -0.06		24/05/10 22:00:00	1,835,510 596,069.91
36KR HOLDINGS INC SPON AD... US88429K1034	0.373	3.58% 0.01	█	24/05/10 22:30:01	9,687 3,500.87
374WATER INC COM USD0.000... US88583P1049	1.45	0.00% 0.00		24/05/10 22:00:00	42,487 61,584.28
4D MOLECULAR THERAPEUTICS... US35104E1001	25.70	0.23% 0.06		24/05/10 22:00:00	397,446 10,203,555.05
5E ADVANCED MATERIALS INC... US33830Q1094	1.43	-1.38% -0.02		24/05/10 22:00:00	116,061 166,097.04
60 DEGREES PHARMACEUTICAL... US83006G1040	0.225	-2.17% -0.01		24/05/10 22:00:00	36,946 8,245.58
89BIO INC COM USD0.001 US2825591033	8.71	-4.39% -0.40		24/05/10 22:00:00	709,050 6,198,547.71
8X8 INC. US2829141009	2.59	-7.83% -0.22		24/05/10 22:00:00	1,693,209 4,482,190.28
908 DEVICES INC COM USD0.... US65443P1021	5.70	-1.04% -0.06		24/05/10 22:00:00	532,487 3,065,530.59
99 ACQUISITION GROUP INC ... US65445K1016	10.39	0.00% 0.00		24/05/10 22:30:01	3,056 31,753.13
9F INC. ADR CLASS A US65442R2085	3.1931	6.44% 0.19	█	24/05/10 22:30:01	4,605 14,229.92
A SPAC II ACQUISITION COR... VGG0543H1091	11.09	-0.09% -0.01		24/05/10 22:30:00	137 1,519.74

NASDAQ COMPOSITE INDEX

A-MARK PRECIOUS METALS IN... US00181T1079	37.16	-9.06% -3.70		24/05/10 22:00:00	840,249 31,821,973.39
A2Z SMART TECHNOLOGIES CO... CA00249W1005	0.363	-6.95% -0.03		24/05/10 22:30:00	35,050 13,353.48
AADI BIOSCIENCE INC. US00032Q1040	1.78	-5.32% -0.10		24/05/10 22:00:00	200,163 362,156.52
AAON INC. US0003602069	77.29	-0.59% -0.46		24/05/10 22:00:00	631,507 48,763,117.41
ABACUS LIFE INC COM USD0.... US00258Y1047	12.18	1.92% 0.23	█	24/05/10 22:00:00	22,923 277,803.25
ABCELLERA BIOLOGICS INC. CA00288U1066	3.83	-3.04% -0.12		24/05/10 22:00:00	1,191,571 4,611,741.66
ABEONA THERAPEUTICS INC US00289Y2063	4.20	-5.62% -0.25		24/05/10 22:00:00	1,086,623 4,604,176.28