

NASDAQ COMPOSITE INDEX

ISIN: XC0009694271 WKN: -

Overview

2020/08/13 23:15:59

Price

11,042.5042

USD

Difference  0.27% (30.27)

General attributes

ISIN	XC0009694271
Symbol	-
Country	USA
Instruments in index	2744
Type of index	-
Security type	Index

Market data

Open	11,026.8621 USD
High	11,124.8495 USD
Low	11,007.5003 USD
Close (prev. day)	11,012.2390 USD
Trading volume (m)	3,089,993
Volume (pcs)	94,663,917,228

Top 5

Name 	Price	+ - (%) 	Trend 
HEXINDAI I...	2.48	+296.74	
FAT BRANDS...	7.01	+98.58	
GROWGENERA...	12.50	+42.69	
CONIFER HL...	3.40	+37.65	
NURIX THER...	24.97	+36.97	

Intraday 1W 1M 6m 1Y 3Y

Flop 5

Name 	Price	+ - (%) 	Trend 
STEIN MART...	0.123	-32.27	
RICEBRAN T...	0.5819	-29.04	
LM FUNDING...	1.07	-26.71	
NEWGIOCO G...	2.00	-25.09	
BIOFRONTER...	22.90	-24.92	

Intraday 1W 1M 6m 1Y 3Y

5Y








Information about previous performance does not guarantee future performance.

Source: FactSet

Recent research

on market

Date	Headline	Download
2020/08/10	 Fiscal package dispute endangers economic recovery...	
2020/08/07	 Week ahead US Congress should hurry	
2020/08/03	 Severe recession in Q2 - how rocky will the road a...	
2020/07/31	 Week ahead What is moving the dollar?	
2020/07/31	 Global Equity Ratings	

Futures and Options

Related Futures 3

Related Options -

Details

2020/08/13 23:15:59

Price

11,042.5042

USD

Difference



0.27% (30.27)

General attributes

ISIN XC0009694271

Symbol -

Country USA

Security type Index

Instruments in index 2744

Market data

Open 11,026.8621 USD

High 11,124.8495 USD

Low 11,007.5003 USD

Close (prev. day) 11,012.2390 USD

Trading volume (m) 3,089,993

Volume (pcs) 94,663,917,228

Performance and Risk

	6m	1Y	3Y
Perf (%)	+13.70%	+37.75%	+76.49%
Perf (abs.)	+1,330.54	+3,026.14	+4,785.95
Beta	-	-	-
Volatility	46.49	34.19	24.67

5Y



Information about previous performance does not guarantee future performance.

Source: FactSet

Price data

Ø price 5 days Ø volume 5 days (pcs.)	10,963.3811 USD (3,578,234)
Ø price 30 days Ø volume 30 days (pcs.)	10,653.6566 USD (3,819,475)
Ø price 100 days Ø volume 100 days (pcs.)	9,480.7367 USD (27,141,744)
Ø price 250 days Ø volume 250 days (pcs.)	8,911.2500 USD (12,166,826)
YTD High date	11,126.0374 USD (2020/08/07)
YTD Low date	6,631.4203 USD (2020/03/23)
52 Weeks High date	11,126.0374 USD (2020/08/07)
52 Weeks Low date	6,631.4203 USD (2020/03/23)

Composition

Name ISIN	Price	Diff % Diff +/-	Performance	Date Time	Turnover Pc. Turnover Money
1-800-FLOWERS. COM INC. US68243Q1067	29.14	0.17% 0.05		20/08/13 22:00:00	397,769 11,614,461.64
10X GENOMICS INC. US88025U1097	104.765	7.44% 7.26	█	20/08/13 22:00:00	1,339,068 138,276,753.14
111 INC. SPONSORED ADR CL... US68247Q1022	6.68	1.83% 0.12	█	20/08/13 22:00:00	24,574 158,711.79
1347 PROPERTY INSURANCE H... US68244P1075	4.59	0.00% 0.00		20/08/11 16:27:02	100 459.00
1895 BANCORP OF WISCONSIN... US28252W1053	8.4701	-3.46% -0.30		20/08/07 18:12:35	400 3,388.02
1LIFE HEALTHCARE INC COM ... US68269G1076	30.14	9.04% 2.50	█	20/08/13 22:00:00	5,353,143 163,086,455.81
1ST CAPITAL INC COM USD0.... US31942S1042	63.95	1.59% 1.00	█	20/08/13 22:00:00	1,345 85,156.16
1ST CONSTITUT BNCP US31986N1028	13.23	-1.42% -0.19		20/08/13 22:00:00	2,203 29,216.41
21VIANET GROUP INC. ADR US90138A1034	23.93	-1.56% -0.38		20/08/13 22:00:00	680,968 16,494,796.18
2U INC. US90214J1016	38.72	3.25% 1.22	█	20/08/13 22:00:00	1,805,839 69,578,026.38
360 FINANCE INC SPON ADS ... US88557W1018	13.68	1.41% 0.19	█	20/08/13 22:00:00	479,053 6,605,696.92
36KR HOLDINGS INC SPON AD... US88429K1034	3.79	0.00% 0.00		20/08/13 21:59:40	106,159 409,794.24
51JOB INC. ADR US3168271043	67.83	-2.40% -1.67		20/08/13 22:00:00	80,064 5,449,058.03
89BIO INC COM USD0.001 US2825591033	30.75	3.57% 1.06	█	20/08/13 22:00:00	47,969 1,454,272.79
8I ENTERPRISES ACQUISITIO... VGG2956M1041	10.35	0.49% 0.05		20/08/13 21:59:57	204,513 2,116,949.44
9 METERS BIOPHARMA INC US6544051096	0.475	-2.04% -0.01		20/08/13 22:00:00	836,271 392,595.60
9F INC. ADR CLASS A US65442R1095	2.02	2.02% 0.04	█	20/08/13 22:00:00	3,190,169 6,550,096.25
A-MARK PRECIOUS METALS IN... US00181T1079	23.56	-0.51% -0.12		20/08/13 22:00:00	16,545 390,496.47
AAON INC. US0003602069	59.15	-0.74% -0.44		20/08/13 22:00:00	137,165 8,124,444.75
ABEONA THERAPEUTICS INC US00289Y1073	2.83	-2.75% -0.08		20/08/13 22:00:00	475,558 1,358,845.21
ABIOMED INC. US0036541003	308.37	1.99% 6.03	█	20/08/13 22:00:00	185,442 57,129,941.82
ABRAXAS PETROLEUM CORP US0038301067	0.1866	-2.81% -0.01		20/08/13 22:00:00	3,719,023 696,357.58
AC IMMUNE SA CH0329023102	6.96	4.35% 0.29	█	20/08/13 22:00:00	471,627 3,195,053.05

NASDAQ COMPOSITE INDEX

ACACIA COMMUNICATIONS INC... US00401C1080	68.03	-0.04% -0.03		20/08/13 22:00:00	213,074 14,491,621.44
ACACIA RESEARCH CORP US0038813079	4.13	0.49% 0.02		20/08/13 22:00:00	255,691 1,053,949.97
ACADIA HEALTHCARE CORP IN... US00404A1097	30.65	-1.03% -0.32		20/08/13 22:00:00	392,568 12,034,614.67
ACADIA PHARMACEUTICALS IN... US0042251084	39.91	0.13% 0.05		20/08/13 22:00:00	2,083,903 83,645,038.40
ACAMAR PARTNERS ACQUISITI... US0042851024	10.15	-0.10% -0.01		20/08/13 22:00:00	612 6,221.80
ACASTI PHARMA INC. CA00430K4028	0.7599	-0.41% -0.00		20/08/13 22:00:00	1,397,335 1,045,670.18
ACCELERATE DIAGNOSTICS IN... US00430H1023	14.87	1.29% 0.19		20/08/13 22:00:00	187,790 2,814,141.71