

DOW JONES AVERAGES

ISIN: **US2605661048** WKN: -

Overview

2024/07/26 23:09:23

Price

40,589.34 USDDifference  1.64% (654.27)

General attributes

ISIN US2605661048

Symbol -

Country USA

Instruments in index 30

Type of index Price Index

Security type Index

Market data

Open 40,140.86 USD

High 40,753.83 USD

Low 40,140.86 USD

Close (prev. day) 39,935.07 USD

Trading volume (m) 334,454,548

Volume (pcs) -

5Y



Information about previous performance does not guarantee future performance.

Source: FactSet

Top 5

| Name  | Price | + - (%)  | Trend  |
|--|--------|---|---|
| 3M COMPANY | 127.16 | +22.99 |  |
| SALESFORCE... | 262.71 | +2.41 |  |
| AMERICAN E... | 245.89 | +2.38 |  |
| VISA INC. | 259.46 | +2.25 |  |
| TRAVELERS ... | 213.85 | +2.21 |  |

Intraday 1W 1M 6m 1Y 3Y

Flop 5

| Name  | Price | + - (%)  | Trend  |
|--|--------|---|---|
| MERCK & CO... | 125.26 | -0.47 |  |
| WALMART IN... | 69.78 | -0.34 |  |
| INTERNATIO... | 191.75 | -0.12 |  |

Intraday 1W 1M 6m 1Y 3Y

Futures and Options

Related Futures -

Related Options -

Recent research

on market

| Date | Headline | Download |
|------------|---|---|
| 2024/07/26 |  Week Ahead |  |
| 2024/07/24 |  Global Equity Ratings |  |
| 2024/07/19 |  Week Ahead |  |
| 2024/07/12 |  Week Ahead |  |
| 2024/07/12 |  Global Equity Ratings |  |

Details

2024/07/26 23:09:23

Price

40,589.34 USDDifference  1.64% (654.27)

General attributes

ISIN US2605661048

Symbol -

Country USA

Security type Index

Instruments in index 30

Market data

Open 40,140.86 USD

High 40,753.83 USD

Low 40,140.86 USD

Close (prev. day) 39,935.07 USD

Trading volume (m) 334,454,548

Volume (pcs) -

Performance and Risk

| | 6m | 1Y | 3Y |
|-------------|-----------|-----------|-----------|
| Perf (%) | +6.82% | +14.96% | +15.49% |
| Perf (abs.) | +2,591.57 | +5,283.07 | +5,445.03 |
| Beta | - | - | - |
| Volatility | 10.25 | 9.51 | 14.64 |







Information about previous performance does not guarantee future performance.
Source: FactSet

Price data

| | |
|---|-----------------------------|
| Ø price 5 days Ø volume 5 days (pcs.) | 40,230.36 USD (353,656,964) |
| Ø price 30 days Ø volume 30 days (pcs.) | 39,627.84 USD (374,060,729) |
| Ø price 100 days Ø volume 100 days (pcs.) | 39,043.37 USD (360,569,240) |
| Ø price 250 days Ø volume 250 days (pcs.) | 37,005.44 USD (333,822,018) |
| YTD High date | 41,376.00 USD (2024/07/18) |
| YTD Low date | 37,371.66 USD (2024/01/17) |
| 52 Weeks High date | 41,376.00 USD (2024/07/18) |
| 52 Weeks Low date | 32,787.56 USD (2023/10/27) |

Composition

| Name  ISIN | Price | Diff %  Diff +/- | Performance  | Date Time | Turnover Pc.  Turnover Money  |
|--|--------|--|--|----------------------|--|
| 3M COMPANY US88579Y1010 | 127.16 | 22.99% 23.77 |  | 24/07/26 22:00:02 | 32,748,920 4,015,191,120.12 |
| AMAZON.COM INC. US0231351067 | 182.50 | 1.47% 2.65 |  | 24/07/26 22:00:00 | 29,505,964 5,369,624,293.77 |
| AMERICAN EXPRESS CO US0258161092 | 245.89 | 2.38% 5.71 |  | 24/07/26 22:00:02 | 2,174,459 532,847,382.53 |
| AMGEN INC. US0311621009 | 334.85 | 0.16% 0.55 |  | 24/07/26 22:00:00 | 1,515,471 508,072,409.89 |
| APPLE INC US0378331005 | 217.96 | 0.22% 0.47 |  | 24/07/26 22:00:00 | 41,601,345 9,065,009,117.79 |
| BOEING CO., THE US0970231058 | 186.89 | 1.38% 2.54 |  | 24/07/26 22:00:02 | 6,271,995 1,175,695,175.05 |
| CATERPILLAR INC US1491231015 | 350.48 | 1.79% 6.18 |  | 24/07/26 22:00:02 | 1,894,930 663,629,970.88 |
| CHEVRON CORPORATION US1667641005 | 157.84 | 0.19% 0.30 |  | 24/07/26 22:00:02 | 5,232,519 827,262,751.48 |
| CISCO SYSTEMS INC US17275R1023 | 47.88 | 1.35% 0.64 |  | 24/07/26 22:00:00 | 16,104,855 769,729,560.88 |
| COCA-COLA CO US1912161007 | 67.05 | 1.48% 0.98 |  | 24/07/26 22:00:02 | 13,530,071 904,311,565.27 |
| DOW INC. US2605571031 | 52.86 | 0.02% 0.01 |  | 24/07/26 22:00:02 | 4,087,414 215,938,168.00 |
| GOLDMAN SACHS GROUP INC US38141G1040 | 499.03 | 1.49% 7.32 |  | 24/07/26 22:00:02 | 2,249,857 1,124,144,071.43 |
| HOME DEPOT INC., THE US4370761029 | 359.51 | 1.76% 6.22 |  | 24/07/26 22:00:02 | 2,439,246 877,027,450.61 |
| HONEYWELL INTERNATIONAL I... US4385161066 | 202.74 | 0.14% 0.29 |  | 24/07/26 22:00:00 | 7,452,531 1,508,028,320.90 |
| INTEL CORP. US4581401001 | 31.35 | 0.80% 0.25 |  | 24/07/26 22:00:00 | 38,352,543 1,200,901,861.15 |
| INTERNATIONAL BUS MACHINE... US4592001014 | 191.75 | -0.12% -0.23 |  | 24/07/26 22:00:02 | 4,294,875 823,965,444.96 |
| JOHNSON & JOHNSON US4781601046 | 160.64 | 0.63% 1.00 |  | 24/07/26 22:00:02 | 8,356,878 1,344,395,162.36 |
| JPMORGAN CHASE & CO US46625H1005 | 212.24 | 1.71% 3.57 |  | 24/07/26 22:00:02 | 8,027,787 1,702,780,542.21 |
| MCDONALD'S CORPORATION CO... US5801351017 | 252.00 | 0.21% 0.54 |  | 24/07/26 22:00:02 | 4,002,852 1,010,577,762.21 |
| MERCK & CO. INC. US58933Y1055 | 125.26 | -0.47% -0.59 |  | 24/07/26 22:00:02 | 6,467,036 814,620,469.50 |
| MICROSOFT CORP. US5949181045 | 425.27 | 1.64% 6.87 |  | 24/07/26 22:00:00 | 23,583,839 10,005,811,725.57 |
| NIKE INC. 'B' US6541061031 | 72.56 | 1.61% 1.15 |  | 24/07/26 22:00:02 | 8,891,986 644,090,189.41 |
| PROCTER & GAMBLE CO US7427181091 | 169.11 | 1.32% 2.21 |  | 24/07/26 22:00:02 | 5,581,557 941,584,930.90 |
| SALESFORCE INC. US79466L3024 | 262.71 | 2.41% 6.19 |  | 24/07/26 22:00:02 | 6,127,323 1,607,368,672.14 |
| TRAVELERS COMPANIES INC (... US89417E1091 | 213.85 | 2.21% 4.62 |  | 24/07/26 22:00:02 | 1,220,457 260,923,547.75 |

DOW JONES AVERAGES

| | | | | | |
|--|--------|-----------------|---|----------------------|--------------------------------|
| UNITEDHEALTH GROUP INC. US91324P1021 | 569.72 | 1.79% 10.04 | ■ | 24/07/26 22:00:02 | 3,202,023 1,832,254,715.92 |
| VERIZON COMMUNICATIONS IN... US92343V1044 | 40.09 | 0.35% 0.14 | | 24/07/26 22:00:02 | 15,911,465 637,176,816.55 |
| VISA INC. US92826C8394 | 259.46 | 2.25% 5.72 | ■ | 24/07/26 22:00:02 | 7,062,213 1,831,688,729.82 |
| WALMART INC. US9311421039 | 69.78 | -0.34% -0.24 | | 24/07/26 22:00:01 | 16,789,306 1,169,267,896.67 |
| WALT DISNEY COMPANY (THE) US2546871060 | 89.93 | 0.81% 0.72 | | 24/07/26 22:00:02 | 11,301,857 1,016,342,636.08 |