

## DOW JONES AVERAGES

ISIN: **US2605661048** WKN: -

## Přehled

12.07.2024 23:43:58

Cena

**40.000,90** USDZměna  0,62% (247,15)

## Základní údaje

ISIN US2605661048

Symbol -

Stát USA

Nástroje v indexu 30

Typ indexu Price Index

Typ cenného papíru Index

## Tržní data

Otevírací cena 39.783,28  
USDMax 40.257,24  
USDMin 39.783,28  
USDZávěrečná cena (předchozí  
den) 39.753,75  
USD

Obchodovaný objem (mil.) 329.069.849

Objem (kusy) -

## TOP 5

| Název  | Cena   | + - (%)  | Trend  |
|---|--------|---|---|
| INTEL CORP...   | 34,495 | +2,97    |        |
| INTERNATIO...   | 182,77 | +2,50    |        |
| AMGEN INC.  | 330,83 | +1,77    |        |
| HOME DEPOT...   | 359,77 | +1,69    |        |
| UNITEDHEAL...   | 511,44 | +1,40    |        |

Denní **1t** 1m 6m 1r 3r

## FLOP 5

| Název  | Cena    | + - (%)  | Trend  |
|---|---------|---|---|
| JPMORGAN<br>C...  | 204,945 | -1,21    |        |
| MERCK & CO...   | 127,73  | -0,96    |        |
| BOEING CO....   | 182,29  | -0,88    |        |



51

Minulá výkonnost nezaručuje výkonnost budoucí.

Zdroj: FactSet

## Atuální analýzy a prognózy

## Z trhů

| Datum      | Nadpis  | Stáhnout  |
|------------|---|---|
| 12.07.2024 |  Week Ahead                              |  |
| 12.07.2024 |  Global Equity Ratings                   |  |
| 09.07.2024 |  Political environment weighs on outlook |  |
| 08.07.2024 |  Akciové trhy - denní zpráva             |  |
| 05.07.2024 |  Week Ahead                              |  |

## DOW JONES AVERAGES

WALMART IN... 69,24 -0,80 ↘

MCDONALD'S... 253,90 -0,35 ↘

Denní 1t 1m 6m 1r 3r

### Futures a opce

Související Futures -

Související Opce -

## Detaily

12.07.2024 23:43:58

Cena

**40.000,90** USDZměna  0,62% (247,15)

### Základní údaje

ISIN US2605661048

Symbol -

Stát USA

Typ cenného papíru Index

Nástroje v indexu 30

### Tržní data

Otevírací cena 39.783,28  
USDMax 40.257,24  
USDMin 39.783,28  
USDZávěrečná cena (předchozí  
den) 39.753,75  
USD

Obchodovaný objem (mil.) 329.069.849

Objem (kusy) -

### Výkonnost a riziko

|                | 6m        | 1r        | 3r        |
|----------------|-----------|-----------|-----------|
| Výkonn. (%)    | +6,75%    | +16,59%   | +14,30%   |
| Výkonn. (abs.) | +2.530,71 | +5.692,12 | +5.004,72 |
| Beta           | -         | -         | -         |
| Volatilita     | 9,41      | 9,02      | 14,62     |



51















Minulá výkonnost nezaručuje výkonnost budoucí.

Zdroj: FactSet

### Ceny

|  |                             |
|--|-----------------------------|
| Ø cena 5 dní   Ø objem 5 dní (ks.)     | 39.622,55 USD (351.224.289) |
| Ø cena 30 dní   Ø objem 30 dní (ks.)   | 39.042,22 USD (376.884.484) |
| Ø cena 100 dní   Ø objem 100 dní (ks.) | 38.877,86 USD (357.968.206) |
| Ø cena 250 dní   Ø objem 250 dní (ks.) | 36.790,34 USD (333.829.103) |
| YTD Max   datum                        | 40.257,24 USD (12.07.2024)  |
| YTD Min   datum                        | 37.371,66 USD (17.01.2024)  |
| 52týdenní max.   datum                 | 40.257,24 USD (12.07.2024)  |
| 52týdenní min.   datum                 | 32.787,56 USD (27.10.2023)  |

## Složení

| Název <br>ISIN | Cena    | Změna % <br>Změna +/- | Výkonnost  | Datum<br>Čas         | Obrat v kusech <br>Peněžní obrat  |
|---|---------|--|---|----------------------|---|
| 3M COMPANY<br>US88579Y1010  | 104,04  | 0,78%<br>0,81  |            | 12.07.24<br>22:00:02 | 3.381.190<br>353.403.452,51   |
| AMAZON.COM INC.<br>US0231351067   | 194,49  | -0,29%<br>-0,56  |            | 12.07.24<br>22:00:08 | 30.598.525<br>5.965.009.752,75  |
| AMERICAN EXPRESS CO<br>US0258161092   | 238,675 | -0,03%<br>-0,08  |            | 12.07.24<br>22:00:08 | 2.612.283<br>624.332.117,20   |
| AMGEN INC.<br>US0311621009  | 330,83  | 1,77%<br>5,74  |            | 12.07.24<br>22:00:00 | 2.191.328<br>725.404.968,84   |
| APPLE INC<br>US0378331005   | 230,54  | 1,31%<br>2,97  |            | 12.07.24<br>22:00:00 | 53.046.527<br>12.251.501.675,24   |
| BOEING CO., THE<br>US0970231058   | 182,29  | -0,88%<br>-1,62  |            | 12.07.24<br>22:00:04 | 5.129.294<br>933.755.012,34   |
| CATERPILLAR INC<br>US1491231015   | 335,60  | 1,35%<br>4,47  |            | 12.07.24<br>22:00:03 | 2.451.399<br>824.332.202,59   |
| CHEVRON CORPORATION<br>US1667641005   | 155,59  | 0,21%<br>0,33  |            | 12.07.24<br>22:03:03 | 6.446.316<br>1.002.082.290,98   |
| CISCO SYSTEMS INC<br>US17275R1023   | 47,38   | 1,33%<br>0,62  |            | 12.07.24<br>22:00:00 | 20.936.110<br>993.160.727,87  |
| COCA-COLA CO<br>US1912161007  | 63,72   | 0,98%<br>0,62  |            | 12.07.24<br>22:00:07 | 9.201.516<br>586.635.323,73   |
| DOW INC.<br>US2605571031  | 52,88   | 0,90%<br>0,47  |           | 12.07.24<br>22:00:03 | 3.084.339<br>163.411.499,25   |
| GOLDMAN SACHS GROUP INC<br>US38141G1040   | 479,91  | 0,14%<br>0,68  |          | 12.07.24<br>22:00:08 | 2.727.751<br>1.311.289.828,22   |
| HOME DEPOT INC., THE<br>US4370761029  | 359,77  | 1,69%<br>5,98  |          | 12.07.24<br>22:00:02 | 4.019.875<br>1.450.188.211,34   |
| HONEYWELL INTERNATIONAL I...<br>US4385161066  | 215,11  | 0,12%<br>0,26  |          | 12.07.24<br>22:00:00 | 2.089.379<br>449.445.171,81   |
| INTEL CORP.<br>US4581401001   | 34,495  | 2,97%<br>1,00  |          | 12.07.24<br>22:00:07 | 62.792.646<br>2.180.412.019,74  |
| INTERNATIONAL BUS MACHINE...<br>US4592001014  | 182,77  | 2,50%<br>4,46  |          | 12.07.24<br>22:00:04 | 4.785.565<br>872.205.315,65   |
| JOHNSON & JOHNSON<br>US4781601046   | 149,89  | 0,13%<br>0,19  |          | 12.07.24<br>22:00:03 | 5.336.394<br>800.892.838,14   |
| JPMORGAN CHASE & CO<br>US46625H1005   | 204,945 | -1,21%<br>-2,51  |          | 12.07.24<br>22:00:03 | 15.443.441<br>3.162.368.793,91  |
| MCDONALD'S CORPORATION CO...<br>US5801351017  | 253,90  | -0,35%<br>-0,90  |          | 12.07.24<br>22:00:02 | 4.543.006<br>1.156.258.876,28   |
| MERCK & CO. INC.<br>US58933Y1055  | 127,73  | -0,96%<br>-1,24  |          | 12.07.24<br>22:00:04 | 7.022.250<br>899.473.627,08   |
| MICROSOFT CORP.<br>US5949181045   | 453,705 | -0,22%<br>-1,00  |          | 12.07.24<br>22:00:08 | 16.324.274<br>7.408.413.715,16  |
| NIKE INC. 'B'<br>US6541061031   | 73,435  | 0,06%<br>0,05  |          | 12.07.24<br>22:00:04 | 14.527.522<br>1.068.316.077,27  |
| PROCTER & GAMBLE CO<br>US7427181091   | 166,61  | 0,65%<br>1,07  |          | 12.07.24<br>22:00:02 | 4.684.642<br>781.604.101,90   |
| SALESFORCE INC.<br>US79466L3024   | 254,045 | 1,16%<br>2,93  |          | 12.07.24<br>22:00:04 | 4.705.492<br>1.194.970.151,29   |
| TRAVELERS COMPANIES INC (...<br>US89417E1091  | 211,69  | 1,31%<br>2,74  |          | 12.07.24<br>22:00:08 | 1.326.142<br>280.898.839,67   |

## DOW JONES AVERAGES

|  |        |                 |   |                      |                               |
|--|--------|-----------------|---|----------------------|-------------------------------|
| UNITEDHEALTH GROUP INC.<br>US91324P1021      | 511,44 | 1,40%<br>7,08   | ■ | 12.07.24<br>22:00:05 | 3.570.624<br>1.824.506.872,51 |
| VERIZON COMMUNICATIONS IN...<br>US92343V1044 | 41,43  | 0,31%<br>0,13   | ■ | 12.07.24<br>22:00:01 | 11.129.067<br>461.220.462,33  |
| VISA INC.<br>US92826C8394                    | 265,74 | 1,22%<br>3,19   | ■ | 12.07.24<br>22:00:07 | 6.627.767<br>1.761.121.744,72 |
| WALMART INC.<br>US9311421039                 | 69,24  | -0,80%<br>-0,56 | ■ | 12.07.24<br>22:00:01 | 12.145.317<br>844.508.926,58  |
| WALT DISNEY COMPANY (THE)<br>US2546871060    | 97,13  | 0,55%<br>0,53   | ■ | 12.07.24<br>22:02:53 | 6.465.736<br>629.289.369,85   |