

## DOW JONES AVERAGES

ISIN: **US2605661048** WKN: -

## Overview

2024/05/17 23:21:54

Price

**40,003.59** USDDifference  0.34% (134.21)

## General attributes

ISIN US2605661048

Symbol -

Country USA

Instruments in index 30

Type of index Price Index

Security type Index

## Market data

Open 39,911.72 USD

High 40,010.88 USD

Low 39,858.86 USD

Close (prev. day) 39,869.38 USD

Trading volume (m) 305,077,653

Volume (pcs) -

5Y



Information about previous performance does not guarantee future performance.

Source: FactSet

## Top 5

Name 	Price	+ - (%) 	Trend 
CATERPILLA...	356.27	+1.58	
JPMORGAN C...	204.85	+1.17	
BOEING CO...	184.95	+1.09	
WALMART IN...	64.65	+1.02	
CHEVRON CO...	162.67	+0.98	

Intraday 1W 1M 6m 1Y 3Y












## Flop 5

Name 	Price	+ - (%) 	Trend 
AMGEN INC.	312.47	-0.71	
INTEL CORP...	31.85	-0.59	
VERIZON CO...	40.06	-0.52	
COCA-COLA ...	63.04	-0.43	
MCDONALD'S...	272.38	-0.41	

Intraday 1W 1M 6m 1Y 3Y

## Recent research

on market

Date	Headline	Download 
2024/05/17	 Week Ahead	
2024/05/10	 Week Ahead	
2024/05/03	 Week Ahead	
2024/05/02	 FX markets reflect uncertain interest rate outlook	
2024/05/02	 Fed continues to wait for price pressure to ease	

**Futures and Options**

**Related Futures** -

**Related Options** -

## Details

2024/05/17 23:21:54

Price

40,003.59 USD

Difference ▲ 0.34% (134.21)

## General attributes

ISIN US2605661048

Symbol -

Country USA

Security type Index

Instruments in index 30

## Market data

Open 39,911.72 USD

High 40,010.88 USD

Low 39,858.86 USD

Close (prev. day) 39,869.38 USD

Trading volume (m) 305,077,653

Volume (pcs) -

## Performance and Risk

	6m	1Y	3Y
Perf (%)	+14.68%	+21.04%	+16.53%
Perf (abs.)	+5,120.77	+6,953.18	+5,675.80
Beta	-	-	-
Volatility	8.72	9.23	14.63



Information about previous performance does not guarantee future performance.

Source: FactSet

## Price data

Ø price 5 days   Ø volume 5 days (pcs.)	39,754.12 USD (357,163,648)
Ø price 30 days   Ø volume 30 days (pcs.)	38,595.30 USD (358,993,879)
Ø price 100 days   Ø volume 100 days (pcs.)	38,416.94 USD (342,469,555)
Ø price 250 days   Ø volume 250 days (pcs.)	35,986.43 USD (328,750,670)
YTD High   date	40,051.05 USD (2024/05/16)
YTD Low   date	37,371.66 USD (2024/01/17)
52 Weeks High   date	40,051.05 USD (2024/05/16)
52 Weeks Low   date	32,787.56 USD (2023/10/27)

## Composition

Name  ISIN	Price	Diff %  Diff +/-	Performance 	Date Time	Turnover Pc.  Turnover Money 
3M COMPANY US88579Y1010	105.26	0.38% 0.40		24/05/17 22:03:19	5,396,497 567,893,245.63
AMAZON.COM INC. US0231351067	184.70	0.60% 1.10		24/05/17 22:00:00	33,175,655 6,122,107,948.73
AMERICAN EXPRESS CO US0258161092	242.82	0.62% 1.50		24/05/17 22:00:01	1,848,915 448,723,934.91
AMGEN INC. US0311621009	312.47	-0.71% -2.25		24/05/17 22:00:00	1,974,222 616,527,930.93
APPLE INC US0378331005	189.82	-0.02% -0.05		24/05/17 22:00:00	41,282,925 7,840,579,695.64
BOEING CO., THE US0970231058	184.95	1.09% 1.99		24/05/17 22:00:02	5,562,368 1,021,856,327.09
CATERPILLAR INC US1491231015	356.27	1.58% 5.55		24/05/17 22:00:02	2,104,332 746,664,327.90
CHEVRON CORPORATION US1667641005	162.67	0.98% 1.58		24/05/17 22:03:30	5,497,919 892,430,497.72
CISCO SYSTEMS INC US17275R1023	48.17	-0.32% -0.16		24/05/17 22:00:08	22,020,305 1,061,952,148.70
COCA-COLA CO US1912161007	63.04	-0.43% -0.28		24/05/17 22:00:08	11,539,022 728,144,672.89
DOW INC. US2605571031	59.19	0.83% 0.49		24/05/17 22:00:02	2,668,713 157,597,393.25
GOLDMAN SACHS GROUP INC US38141G1040	467.72	0.68% 3.17		24/05/17 22:00:02	1,656,079 773,778,755.37
HOME DEPOT INC., THE US4370761029	344.21	0.38% 1.32		24/05/17 22:00:02	2,739,006 939,614,436.15
HONEYWELL INTERNATIONAL I... US4385161066	205.97	-0.33% -0.69		24/05/17 22:00:00	2,267,215 467,385,224.57
INTEL CORP. US4581401001	31.85	-0.59% -0.19		24/05/17 22:00:08	41,449,777 1,319,935,908.79
INTERNATIONAL BUS MACHINE... US4592001014	169.06	0.05% 0.09		24/05/17 22:00:08	2,956,387 498,606,350.62
JOHNSON & JOHNSON US4781601046	154.64	0.27% 0.41		24/05/17 22:00:02	6,521,794 1,007,294,511.43
JPMORGAN CHASE & CO US46625H1005	204.85	1.17% 2.37		24/05/17 22:00:08	9,260,490 1,892,762,884.05
MCDONALD'S CORPORATION CO... US5801351017	272.38	-0.41% -1.13		24/05/17 22:00:02	2,454,570 668,362,041.65
MERCK & CO. INC. US58933Y1055	131.19	0.22% 0.29		24/05/17 22:00:37	8,281,595 1,084,506,516.78
MICROSOFT CORP. US5949181045	420.21	-0.17% -0.72		24/05/17 22:00:00	15,352,239 6,449,219,865.50
NIKE INC. 'B' US6541061031	92.18	0.46% 0.42		24/05/17 22:00:02	12,019,568 1,105,280,109.90
PROCTER & GAMBLE CO US7427181091	167.64	-0.14% -0.23		24/05/17 22:00:02	4,700,819 787,313,481.89
SALESFORCE INC. US79466L3024	285.425	0.26% 0.75		24/05/17 22:00:08	3,478,869 995,203,658.44
TRAVELERS COMPANIES INC (... US89417E1091	219.71	0.22% 0.49		24/05/17 22:00:02	1,348,907 296,098,420.33

## DOW JONES AVERAGES

UNITEDHEALTH GROUP INC. US91324P1021	524.63	0.65% 3.41	█	24/05/17 22:00:01	2,657,396 1,392,005,665.19
VERIZON COMMUNICATIONS IN... US92343V1044	40.06	-0.52% -0.21		24/05/17 22:00:01	14,670,373 588,208,187.15
VISA INC. US92826C8394	280.11	0.10% 0.27		24/05/17 22:00:08	6,177,831 1,730,178,099.28
WALMART INC. US9311421039	64.65	1.02% 0.65	█	24/05/17 22:00:08	29,330,381 1,892,237,542.65
WALT DISNEY COMPANY (THE) US2546871060	103.25	-0.12% -0.12		24/05/17 22:03:11	7,355,986 760,278,063.34