

## DOW JONES AVERAGES

ISIN: **US2605661048** WKN: -

## Overview

2024/05/09 23:11:32

Price

**39,387.76** USDDifference  0.85% (331.37)

## General attributes

ISIN US2605661048

Symbol -

Country USA

Instruments in index 30

Type of index Price Index

Security type Index

## Market data

Open 39,064.27 USD

High 39,413.66 USD

Low 38,988.85 USD

Close (prev. day) 39,056.39 USD

Trading volume (m) 307,165,667

Volume (pcs) -

5Y



Information about previous performance does not guarantee future performance.

Source: FactSet

## Top 5

Name 	Price	+ - (%) 	Trend 
HOME DEPOT...	347.44	+2.54 	
CATERPILLA...	351.78	+2.11 	
GOLDMAN SA...	455.56	+1.93 	
AMGEN INC.	312.86	+1.81 	
CHEVRON CO...	165.45	+1.79 	

Intraday 1W 1M 6m 1Y 3Y












## Flop 5

Name 	Price	+ - (%) 	Trend 
SALESFORCE...	275.17	-1.36 	
INTERNATIO...	166.27	-1.17 	
CISCO SYST...	47.79	-0.44 	
NIKE INC. ...	93.39	-0.21 	
MCDONALD'S...	267.95	-0.20 	

Intraday 1W 1M 6m 1Y 3Y

## Recent research

on market

Date	Headline	Download 
2024/05/03	 Week Ahead	
2024/05/02	 FX markets reflect uncertain interest rate outlook	
2024/05/02	 Fed continues to wait for price pressure to ease	
2024/04/26	 Week Ahead	
2024/04/26	 Global Equity Ratings	

**Futures and Options**

**Related Futures**

-

**Related Options**

-

## Details

2024/05/09 23:11:32

Price

**39,387.76** USD

Difference



0.85% (331.37)

## General attributes

ISIN US2605661048

Symbol -

Country USA

Security type Index

Instruments in index 30

## Market data

Open 39,064.27 USD

High 39,413.66 USD

Low 38,988.85 USD

Close (prev. day) 39,056.39 USD

Trading volume (m) 307,165,667

Volume (pcs) -

## Performance and Risk

	6m	1Y	3Y
Perf (%)	+16.33%	+17.54%	+13.26%
Perf (abs.)	+5,527.99	+5,878.04	+4,610.00
Beta	-	-	-
Volatility	8.86	9.22	14.73

40,000.00

35,000.00

30,000.00

25,000.00

20,000.00

2020

2021

2022

2023

2024

5Y



Information about previous performance does not guarantee future performance.

Source: FactSet

## Price data

Ø price 5 days   Ø volume 5 days (pcs.)	38,971.27 USD (339,570,972)
Ø price 30 days   Ø volume 30 days (pcs.)	38,467.15 USD (357,135,815)
Ø price 100 days   Ø volume 100 days (pcs.)	38,265.68 USD (343,438,864)
Ø price 250 days   Ø volume 250 days (pcs.)	35,828.80 USD (327,065,385)
YTD High   date	39,807.93 USD (2024/04/01)
YTD Low   date	37,371.66 USD (2024/01/17)
52 Weeks High   date	39,807.93 USD (2024/04/01)
52 Weeks Low   date	32,787.56 USD (2023/10/27)

## Composition

Name  ISIN	Price	Diff %  Diff +/-	Performance 	Date Time	Turnover Pc.  Turnover Money 
3M COMPANY US88579Y1010	97.33	1.02% 0.98		24/05/09 22:00:02	2,584,177 250,594,939.81
AMAZON.COM INC. US0231351067	189.50	0.80% 1.50		24/05/09 22:00:00	43,368,377 8,237,396,386.53
AMERICAN EXPRESS CO US0258161092	239.14	1.23% 2.90		24/05/09 22:01:07	3,166,350 754,226,456.38
AMGEN INC. US0311621009	312.86	1.81% 5.55		24/05/09 22:00:00	2,921,337 912,189,562.91
APPLE INC US0378331005	184.57	1.00% 1.83		24/05/09 22:00:00	48,982,972 9,013,098,999.27
BOEING CO., THE US0970231058	181.25	0.50% 0.90		24/05/09 22:00:02	5,107,368 924,565,102.50
CATERPILLAR INC US1491231015	351.78	2.11% 7.28		24/05/09 22:00:01	3,208,947 1,127,091,193.33
CHEVRON CORPORATION US1667641005	165.45	1.79% 2.91		24/05/09 22:00:23	6,683,313 1,101,057,270.29
CISCO SYSTEMS INC US17275R1023	47.79	-0.44% -0.21		24/05/09 22:00:00	12,449,345 595,302,648.19
COCA-COLA CO US1912161007	62.88	0.05% 0.03		24/05/09 22:00:02	9,113,662 573,498,636.79
DOW INC. US2605571031	59.45	1.38% 0.81		24/05/09 22:00:02	4,208,243 249,852,889.49
GOLDMAN SACHS GROUP INC US38141G1040	455.56	1.93% 8.61		24/05/09 22:00:02	2,710,171 1,227,793,648.90
HOME DEPOT INC., THE US4370761029	347.44	2.54% 8.61		24/05/09 22:00:02	3,801,438 1,314,107,637.96
HONEYWELL INTERNATIONAL I... US4385161066	200.63	1.30% 2.58		24/05/09 22:00:00	2,692,175 538,840,840.94
INTEL CORP. US4581401001	30.09	0.30% 0.09		24/05/09 22:00:00	45,003,402 1,354,954,921.29
INTERNATIONAL BUS MACHINE... US4592001014	166.27	-1.17% -1.96		24/05/09 22:00:02	4,266,616 709,963,742.89
JOHNSON & JOHNSON US4781601046	149.85	0.60% 0.90		24/05/09 22:00:02	6,546,153 979,940,202.98
JPMORGAN CHASE & CO US46625H1005	197.50	0.95% 1.85		24/05/09 22:00:02	7,977,291 1,570,379,188.75
MCDONALD'S CORPORATION CO... US5801351017	267.95	-0.20% -0.54		24/05/09 22:00:02	3,139,960 840,902,044.87
MERCK & CO. INC. US58933Y1055	130.23	0.52% 0.68		24/05/09 22:00:02	9,216,740 1,197,803,330.66
MICROSOFT CORP. US5949181045	412.32	0.43% 1.78		24/05/09 22:00:00	14,689,727 6,047,290,663.30
NIKE INC. 'B' US6541061031	93.39	-0.21% -0.20		24/05/09 22:00:01	6,429,824 601,136,671.05
PROCTER & GAMBLE CO US7427181091	166.04	0.59% 0.97		24/05/09 22:00:02	4,671,126 775,063,991.75
SALESFORCE INC. US79466L3024	275.17	-1.36% -3.80		24/05/09 22:00:02	4,709,740 1,292,763,865.87
TRAVELERS COMPANIES INC (... US89417E1091	219.42	0.96% 2.08		24/05/09 22:00:02	1,021,106 223,733,085.84

## DOW JONES AVERAGES

UNITEDHEALTH GROUP INC. US91324P1021	507.03	0.76% 3.82		24/05/09 22:00:01	2,343,066 1,185,909,374.01
VERIZON COMMUNICATIONS IN... US92343V1044	39.79	0.79% 0.31		24/05/09 22:00:02	12,881,043 511,343,281.41
VISA INC. US92826C8394	278.54	0.49% 1.35		24/05/09 22:00:02	8,948,813 2,489,336,944.90
WALMART INC. US9311421039	60.44	0.58% 0.35		24/05/09 22:00:01	14,550,463 878,604,555.09
WALT DISNEY COMPANY (THE) US2546871060	105.80	0.34% 0.36		24/05/09 22:00:36	15,095,970 1,594,932,173.61