

## DOW JONES AVERAGES

ISIN: **US2605661048** WKN: -

## Overview

2024/05/08 22:20:01

Price

**39,056.39** USDDifference  0.44% (172.13)

## General attributes

ISIN US2605661048

Symbol -

Country USA

Instruments in index 30

Type of index Price Index

Security type Index

## Market data

Open 38,818.90 USD

High 39,094.74 USD

Low 38,814.99 USD

Close (prev. day) 38,884.26 USD

Trading volume (m) 291,890,640

Volume (pcs) 18,139,058,448

5Y



Information about previous performance does not guarantee future performance.

Source: FactSet

## Top 5

Name 	Price	+ - (%) 	Trend 
AMGEN INC.	307.31	+2.33	
BOEING CO....	180.35	+2.06	
JPMORGAN C...	195.65	+2.03	
CISCO SYST...	48.00	+1.52	
INTERNATIO...	169.90	+0.90	

Intraday 1W 1M 6m 1Y 3Y












## Flop 5

Name 	Price	+ - (%) 	Trend 
INTEL CORP...	30.00	-2.22	
MERCK & CO...	129.55	-0.64	
HOME DEPOT...	338.83	-0.55	
WALMART IN...	60.30	-0.53	
PROCTER & ...	165.07	-0.42	

Intraday 1W 1M 6m 1Y 3Y

## Recent research

on market

Date	Headline	Download 
2024/05/03	 Week Ahead	
2024/05/02	 FX markets reflect uncertain interest rate outlook	
2024/05/02	 Fed continues to wait for price pressure to ease	
2024/04/26	 Week Ahead	
2024/04/26	 Global Equity Ratings	

**Futures and Options**

**Related Futures** -

**Related Options** -

## Details

2024/05/08 22:20:01

Price

**39,056.39** USDDifference  0.44% (172.13)

## General attributes

ISIN US2605661048

Symbol -

Country USA

Security type Index

Instruments in index 30

## Market data

Open 38,818.90 USD

High 39,094.74 USD

Low 38,814.99 USD

Close (prev. day) 38,884.26 USD

Trading volume (m) 291,890,640

Volume (pcs) 18,139,058,448

## Performance and Risk

	6m	1Y	3Y
Perf (%)	+14.88%	+16.55%	+12.30%
Perf (abs.)	+5,060.19	+5,547.16	+4,278.63
Beta	-	-	-
Volatility	8.80	9.23	14.73



5Y

Information about previous performance does not guarantee future performance.  
Source: FactSet

## Price data

Ø price 5 days   Ø volume 5 days (pcs.)	38,738.85 USD (355,546,549)
Ø price 30 days   Ø volume 30 days (pcs.)	38,469.62 USD (358,218,508)
Ø price 100 days   Ø volume 100 days (pcs.)	38,242.32 USD (344,971,287)
Ø price 250 days   Ø volume 250 days (pcs.)	35,803.76 USD (327,073,087)
YTD High   date	39,807.93 USD (2024/04/01)
YTD Low   date	37,371.66 USD (2024/01/17)
52 Weeks High   date	39,807.93 USD (2024/04/01)
52 Weeks Low   date	32,787.56 USD (2023/10/27)

## Composition

Name  ISIN	Price	Diff %  Diff +/-	Performance 	Date Time	Turnover Pc.  Turnover Money 
3M COMPANY US88579Y1010	96.35	0.85% 0.81		24/05/08 22:00:02	3,227,399 309,452,334.28
AMAZON.COM INC. US0231351067	188.00	-0.40% -0.76		24/05/08 22:00:00	25,792,338 4,839,480,377.83
AMERICAN EXPRESS CO US0258161092	236.24	0.67% 1.58		24/05/08 22:02:42	2,500,889 589,590,282.63
AMGEN INC. US0311621009	307.31	2.33% 7.01		24/05/08 22:00:00	2,858,744 872,211,492.75
APPLE INC US0378331005	182.74	0.19% 0.34		24/05/08 22:00:00	44,070,153 8,041,778,002.56
BOEING CO., THE US0970231058	180.35	2.06% 3.64		24/05/08 22:00:01	4,886,695 874,821,208.09
CATERPILLAR INC US1491231015	344.50	-0.14% -0.50		24/05/08 22:00:02	2,256,819 776,014,066.08
CHEVRON CORPORATION US1667641005	162.54	-0.08% -0.13		24/05/08 22:01:56	6,689,979 1,086,669,196.01
CISCO SYSTEMS INC US17275R1023	48.00	1.52% 0.72		24/05/08 22:00:00	15,014,945 719,617,698.75
COCA-COLA CO US1912161007	62.85	0.37% 0.23		24/05/08 22:00:02	10,435,721 655,328,375.34
DOW INC. US2605571031	58.64	0.48% 0.28		24/05/08 22:00:02	4,950,623 290,828,321.83
GOLDMAN SACHS GROUP INC US38141G1040	446.95	0.71% 3.15		24/05/08 22:00:02	2,001,457 892,149,261.32
HOME DEPOT INC., THE US4370761029	338.83	-0.55% -1.86		24/05/08 22:00:02	2,728,909 925,311,520.95
HONEYWELL INTERNATIONAL I... US4385161066	198.05	0.61% 1.20		24/05/08 22:00:00	1,760,326 347,938,362.86
INTEL CORP. US4581401001	30.00	-2.22% -0.68		24/05/08 22:00:00	61,363,700 1,836,290,393.90
INTERNATIONAL BUS MACHINE... US4592001014	169.90	0.90% 1.52		24/05/08 22:00:02	3,487,519 591,296,353.37
JOHNSON & JOHNSON US4781601046	148.95	0.15% 0.23		24/05/08 22:00:02	7,121,338 1,061,396,228.15
JPMORGAN CHASE & CO US46625H1005	195.65	2.03% 3.90		24/05/08 22:00:02	9,217,817 1,790,807,991.16
MCDONALD'S CORPORATION CO... US5801351017	268.49	0.37% 0.99		24/05/08 22:00:02	3,258,531 873,182,213.75
MERCK & CO. INC. US58933Y1055	129.55	-0.64% -0.83		24/05/08 22:00:02	6,644,801 862,417,283.56
MICROSOFT CORP. US5949181045	410.54	0.29% 1.20		24/05/08 22:00:00	11,018,253 4,521,931,036.61
NIKE INC. 'B' US6541061031	93.59	-0.20% -0.19		24/05/08 22:00:02	4,532,504 423,081,208.92
PROCTER & GAMBLE CO US7427181091	165.07	-0.42% -0.69		24/05/08 22:00:01	4,579,262 757,548,536.99
SALESFORCE INC. US79466L3024	278.97	0.65% 1.79		24/05/08 22:00:02	3,030,393 844,571,153.14
TRAVELERS COMPANIES INC (... US89417E1091	217.34	0.17% 0.37		24/05/08 22:00:01	598,221 130,125,252.76

## DOW JONES AVERAGES

UNITEDHEALTH GROUP INC. US91324P1021	503.21	0.45% 2.25		24/05/08 22:00:01	2,942,890 1,480,936,941.01
VERIZON COMMUNICATIONS IN... US92343V1044	39.48	0.43% 0.17		24/05/08 22:00:01	10,183,358 401,284,200.60
VISA INC. US92826C8394	277.19	0.26% 0.73		24/05/08 22:00:02	9,023,268 2,500,280,157.32
WALMART INC. US9311421039	60.30	-0.53% -0.32		24/05/08 22:00:01	10,976,319 663,860,036.37
WALT DISNEY COMPANY (THE) US2546871060	105.44	0.05% 0.05		24/05/08 22:01:51	15,130,486 1,597,780,396.47