

## DOW JONES AVERAGES

ISIN: **US2605661048** WKN: -

## Overview

2024/05/06 16:43:43

Price

**38,801.06** USDDifference  0.32% (125.38)

## General attributes

ISIN US2605661048

Symbol -

Country USA

Instruments in index 30

Type of index Price Index

Security type Index

## Market data

Open 38,762.43 USD

High 38,886.47 USD

Low 38,762.43 USD

Close (prev. day) 38,675.68 USD

Trading volume (m) 74,220,148

Volume (pcs) -

## Top 5

Name 	Price	+ - (%)	Trend 
CHEVRON CO...	163.40	+1.97	
WALT DISNE...	115.84	+1.92	
CATERPILLA...	341.40	+1.38	
GOLDMAN SA...	443.36	+1.18	
BOEING CO....	181.8299	+1.13	

Intraday **1W** 1M 6m 1Y 3Y

## Flop 5

Name 	Price	+ - (%) 	Trend 
AMGEN INC.	299.51	-3.78	
WALMART IN...	59.465	-0.59	
PROCTER & ...	163.935	-0.32	
APPLE INC	182.83	-0.30	
COCA-COLA ...	62.026	-0.23	











5Y

Information about previous performance does not guarantee future performance.

Source: FactSet

## Recent research

on market		
Date	Headline	Download
2024/05/03	 Week Ahead	
2024/05/02	 FX markets reflect uncertain interest rate outlook	
2024/05/02	 Fed continues to wait for price pressure to ease	
2024/04/26	 Week Ahead	
2024/04/26	 Global Equity Ratings	

Intraday 1W 1M 6m 1Y 3Y

**Futures and Options**

Related Futures -

Related Options -

## Details

2024/05/06 16:43:43

Price

**38,801.06** USDDifference  0.32% (125.38)

## General attributes

ISIN US2605661048

Symbol -

Country USA

Security type Index

Instruments in index 30

## Market data

Open 38,762.43 USD

High 38,886.47 USD

Low 38,762.43 USD

Close (prev. day) 38,675.68 USD

Trading volume (m) 74,220,148

Volume (pcs) -

## Performance and Risk

	6m	1Y	3Y
Perf (%)	+13.93%	+15.81%	+13.37%
Perf (abs.)	+4,729.08	+5,279.63	+4,562.45
Beta	-	-	-
Volatility	8.81	9.28	14.73



5Y

Information about previous performance does not guarantee future performance.

Source: FactSet

## Price data

Ø price 5 days   Ø volume 5 days (pcs.)	38,201.33 USD (404,776,732)
Ø price 30 days   Ø volume 30 days (pcs.)	38,511.28 USD (358,200,085)
Ø price 100 days   Ø volume 100 days (pcs.)	38,165.67 USD (345,150,643)
Ø price 250 days   Ø volume 250 days (pcs.)	35,737.63 USD (326,123,484)
YTD High   date	39,807.93 USD (2024/04/01)
YTD Low   date	37,371.66 USD (2024/01/17)
52 Weeks High   date	39,807.93 USD (2024/04/01)
52 Weeks Low   date	32,787.56 USD (2023/10/27)

## Composition

Name  ISIN	Price	Diff %  Diff +/-	Performance 	Date Time	Turnover Pc.  Turnover Money 
3M COMPANY US88579Y1010	97.175	0.03% 0.03		24/05/06 16:43:31	669,790 65,141,720.18
AMAZON.COM INC. US0231351067	186.28	0.04% 0.07		24/05/06 16:43:41	10,333,463 1,919,991,411.07
AMERICAN EXPRESS CO US0258161092	232.04	0.55% 1.27		24/05/06 16:43:42	453,570 105,624,454.58
AMGEN INC. US0311621009	299.51	-3.78% -11.78		24/05/06 16:43:42	1,336,425 406,102,061.11
APPLE INC US0378331005	182.825	-0.30% -0.56		24/05/06 16:43:43	23,629,882 4,315,052,131.82
BOEING CO., THE US0970231058	181.8299	1.13% 2.04		24/05/06 16:43:41	1,245,321 226,040,767.31
CATERPILLAR INC US1491231015	341.40	1.38% 4.65		24/05/06 16:43:37	301,829 102,883,797.84
CHEVRON CORPORATION US1667641005	163.40	1.97% 3.15		24/05/06 16:43:37	1,993,419 324,005,877.85
CISCO SYSTEMS INC US17275R1023	47.37	0.53% 0.25		24/05/06 16:43:38	1,922,223 90,925,999.59
COCA-COLA CO US1912161007	62.026	-0.23% -0.14		24/05/06 16:43:42	1,496,626 92,988,817.04
DOW INC. US2605571031	57.04	0.00% 0.00		24/05/06 16:43:42	937,169 53,597,002.50
GOLDMAN SACHS GROUP INC US38141G1040	443.36	1.18% 5.18		24/05/06 16:43:25	442,468 195,734,312.88
HOME DEPOT INC., THE US4370761029	343.265	0.12% 0.42		24/05/06 16:43:40	573,886 197,096,805.94
HONEYWELL INTERNATIONAL I... US4385161066	195.84	0.02% 0.03		24/05/06 16:43:26	222,150 43,597,623.32
INTEL CORP. US4581401001	31.03	0.83% 0.25		24/05/06 16:43:43	7,855,305 244,175,284.47
INTERNATIONAL BUS MACHINE... US4592001014	167.025	0.79% 1.32		24/05/06 16:43:42	520,259 86,770,957.52
JOHNSON & JOHNSON US4781601046	148.9854	-0.19% -0.28		24/05/06 16:43:43	1,019,145 152,099,315.01
JPMORGAN CHASE & CO US46625H1005	190.65	0.07% 0.14		24/05/06 16:43:36	1,390,994 266,009,454.15
MCDONALD'S CORPORATION CO... US5801351017	271.54	0.45% 1.22		24/05/06 16:43:41	513,055 139,143,964.56
MERCK & CO. INC. US58933Y1055	127.475	-0.03% -0.04		24/05/06 16:43:43	1,605,962 204,601,135.62
MICROSOFT CORP. US5949181045	408.5902	0.47% 1.93		24/05/06 16:43:41	3,899,210 1,590,368,831.45
NIKE INC. 'B' US6541061031	93.015	0.94% 0.87		24/05/06 16:43:42	1,284,675 119,205,706.45
PROCTER & GAMBLE CO US7427181091	163.935	-0.32% -0.53		24/05/06 16:43:42	956,765 157,168,151.81
SALESFORCE INC. US79466L3024	275.7982	0.78% 2.14		24/05/06 16:43:39	567,780 156,824,702.22
TRAVELERS COMPANIES INC (... US89417E1091	216.11	1.06% 2.26		24/05/06 16:43:42	62,248 13,459,473.64

## DOW JONES AVERAGES

UNITEDHEALTH GROUP INC. US91324P1021	493.26	0.16% 0.81		24/05/06 16:43:43	310,770 153,379,268.36
VERIZON COMMUNICATIONS IN... US92343V1044	39.215	0.84% 0.33		24/05/06 16:43:43	1,879,611 73,577,131.94
VISA INC. US92826C8394	270.74	0.84% 2.25		24/05/06 16:43:42	847,656 229,356,899.83
WALMART INC. US9311421039	59.465	-0.59% -0.36		24/05/06 16:43:40	1,987,159 118,741,354.94
WALT DISNEY COMPANY (THE) US2546871060	115.84	1.92% 2.18		24/05/06 16:43:41	3,969,848 457,915,084.73