

DOW JONES AVERAGES

ISIN: **US2605661048** WKN: -

Overview

2024/05/03 23:26:08

Price

38,675.68 USDDifference  1.18% (450.02)

General attributes

ISIN US2605661048

Symbol -

Country USA

Instruments in index 30

Type of index Price Index

Security type Index

Market data

Open 38,709.36 USD

High 38,808.52 USD

Low 38,518.28 USD

Close (prev. day) 38,225.66 USD

Trading volume (m) 416,040,155

Volume (pcs) 23,318,830,510

5Y



Information about previous performance does not guarantee future performance.

Source: FactSet

Top 5

Name 	Price	+ - (%) 	Trend 
AMGEN INC.	311.29	+11.82 	
APPLE INC	183.38	+5.98 	
MICROSOFT ...	406.66	+2.22 	
HOME DEPOT...	342.85	+2.18 	
GOLDMAN SA...	438.14	+1.29 	

Intraday 1W 1M 6m 1Y 3Y












Flop 5

Name 	Price	+ - (%) 	Trend 
MCDONALD'S...	270.31	-1.09 	
AMERICAN E...	230.77	-0.74 	
JPMORGAN C...	190.51	-0.60 	
MERCK & CO...	127.52	-0.58 	
JOHNSON & ...	149.27	-0.43 	

Intraday 1W 1M 6m 1Y 3Y

Recent research

on market

Date	Headline	Download 
2024/05/03	 Week Ahead	
2024/05/02	 FX markets reflect uncertain interest rate outlook	
2024/05/02	 Fed continues to wait for price pressure to ease	
2024/04/26	 Week Ahead	
2024/04/26	 Global Equity Ratings	

Futures and Options

Related Futures -

Related Options -

Details

2024/05/03 23:26:08

Price

38,675.68 USDDifference  1.18% (450.02)

General attributes

ISIN US2605661048

Symbol -

Country USA

Security type Index

Instruments in index 30

Market data

Open 38,709.36 USD

High 38,808.52 USD

Low 38,518.28 USD

Close (prev. day) 38,225.66 USD

Trading volume (m) 416,040,155

Volume (pcs) 23,318,830,510

Performance and Risk

	6m	1Y	3Y
Perf (%)	+13.93%	+15.81%	+13.37%
Perf (abs.)	+4,729.08	+5,279.63	+4,562.45
Beta	-	-	-
Volatility	8.81	9.28	14.73



Information about previous performance does not guarantee future performance.

Source: FactSet

Price data

Ø price 5 days Ø volume 5 days (pcs.)	38,201.33 USD (403,651,770)
Ø price 30 days Ø volume 30 days (pcs.)	38,511.28 USD (358,012,591)
Ø price 100 days Ø volume 100 days (pcs.)	38,165.67 USD (345,094,395)
Ø price 250 days Ø volume 250 days (pcs.)	35,737.63 USD (326,100,985)
YTD High date	39,807.93 USD (2024/04/01)
YTD Low date	37,371.66 USD (2024/01/17)
52 Weeks High date	39,807.93 USD (2024/04/01)
52 Weeks Low date	32,787.56 USD (2023/10/27)

Composition

Name  ISIN	Price	Diff %  Diff +/-	Performance 	Date Time	Turnover Pc.  Turnover Money 
3M COMPANY US88579Y1010	97.15	0.35% 0.34		24/05/03 22:00:02	4,818,713 468,781,865.00
AMAZON.COM INC. US0231351067	186.21	0.81% 1.49		24/05/03 22:15:00	39,172,004 7,302,752,290.42
AMERICAN EXPRESS CO US0258161092	230.77	-0.74% -1.73		24/05/03 22:01:03	3,203,304 739,728,300.08
AMGEN INC. US0311621009	311.29	11.82% 32.90		24/05/03 22:15:00	9,644,682 3,022,151,340.72
APPLE INC US0378331005	183.38	5.98% 10.35		24/05/03 22:15:00	163,224,109 30,093,203,164.45
BOEING CO., THE US0970231058	179.79	0.53% 0.94		24/05/03 22:00:02	5,416,251 970,882,233.40
CATERPILLAR INC US1491231015	336.75	0.39% 1.31		24/05/03 22:00:01	1,977,087 666,598,740.79
CHEVRON CORPORATION US1667641005	160.25	-0.30% -0.48		24/05/03 22:01:54	11,664,505 1,856,461,142.01
CISCO SYSTEMS INC US17275R1023	47.12	0.71% 0.33		24/05/03 22:30:00	17,935,302 844,844,761.31
COCA-COLA CO US1912161007	62.175	0.30% 0.19		24/05/03 22:00:07	11,628,675 721,766,482.40
DOW INC. US2605571031	57.03	0.35% 0.20		24/05/03 22:00:07	2,544,394 145,149,191.14
GOLDMAN SACHS GROUP INC US38141G1040	438.14	1.29% 5.57		24/05/03 22:00:07	2,406,445 1,056,616,298.02
HOME DEPOT INC., THE US4370761029	342.85	2.18% 7.32		24/05/03 22:00:02	4,165,054 1,429,212,096.66
HONEYWELL INTERNATIONAL I... US4385161066	195.81	1.12% 2.17		24/05/03 22:30:01	2,251,381 439,588,594.35
INTEL CORP. US4581401001	30.90	1.28% 0.39		24/05/03 22:30:01	36,794,828 1,135,999,407.78
INTERNATIONAL BUS MACHINE... US4592001014	165.71	0.62% 1.02		24/05/03 22:00:07	3,400,405 564,033,525.86
JOHNSON & JOHNSON US4781601046	149.27	-0.43% -0.65		24/05/03 22:00:02	6,532,718 972,866,851.17
JPMORGAN CHASE & CO US46625H1005	190.51	-0.60% -1.15		24/05/03 22:00:02	8,922,775 1,698,470,698.65
MCDONALD'S CORPORATION CO... US5801351017	270.31	-1.09% -2.97		24/05/03 22:00:07	2,642,344 714,570,808.56
MERCK & CO. INC. US58933Y1055	127.52	-0.58% -0.74		24/05/03 22:00:07	6,221,928 794,141,869.15
MICROSOFT CORP. US5949181045	406.66	2.22% 8.82		24/05/03 22:15:00	17,446,724 7,079,712,378.39
NIKE INC. 'B' US6541061031	92.15	-0.28% -0.26		24/05/03 22:00:02	5,736,711 529,919,265.15
PROCTER & GAMBLE CO US7427181091	164.46	0.38% 0.62		24/05/03 22:00:02	5,581,692 914,487,054.64
SALESFORCE INC. US79466L3024	273.66	0.56% 1.53		24/05/03 22:00:02	4,041,636 1,110,288,762.20
TRAVELERS COMPANIES INC (... US89417E1091	213.85	-0.24% -0.52		24/05/03 22:00:02	1,298,445 277,092,523.21

DOW JONES AVERAGES

UNITEDHEALTH GROUP INC. US91324P1021	492.45	-0.11% -0.52		24/05/03 22:00:01	2,487,811 1,220,344,209.15
VERIZON COMMUNICATIONS IN... US92343V1044	38.89	-0.10% -0.04		24/05/03 22:00:07	13,195,563 512,854,340.36
VISA INC. US92826C8394	268.47	0.32% 0.86		24/05/03 22:00:07	3,862,018 1,036,500,992.43
WALMART INC. US9311421039	59.82	0.18% 0.11		24/05/03 22:00:01	14,207,397 848,090,033.13
WALT DISNEY COMPANY (THE) US2546871060	113.66	0.92% 1.04		24/05/03 22:01:51	7,411,112 841,620,324.60