

DOW JONES AVERAGES

ISIN: **US2605661048** WKN: -

Overview

2024/04/26 20:19:32

Price

38,286.25 USDDifference  0.53% (200.45)

General attributes

ISIN US2605661048

Symbol -

Country USA

Instruments in index 30

Type of index Price Index

Security type Index

Market data

Open 38,114.70 USD

High 38,337.64 USD

Low 38,065.05 USD

Close (prev. day) 38,085.80 USD

Trading volume (m) 245,499,156

Volume (pcs) -







5Y



Information about previous performance does not guarantee future performance.

Source: FactSet

Top 5

Name 	Price	+ - (%)	Trend 
AMAZON.COM...	179.28	+3.23	
MICROSOFT ...	408.42	+2.35	
CATERPILLA...	344.805	+2.01	
GOLDMAN SA...	427.17	+1.70	
DOW INC.	57.275	+1.48	

Intraday 1W 1M 6m 1Y 3Y

Flop 5

Name 	Price	+ - (%) 	Trend 
INTEL CORP...	31.635	-9.90	
INTERNATIO...	167.13	-1.07	
PROCTER & ...	161.59	-0.59	
WALT DISNE...	112.18	-0.52	
AMERICAN E...	235.96	-0.48	

Intraday 1W 1M 6m 1Y 3Y

Recent research

on market			
Date		Headline	Download
2024/04/26		Week Ahead	
2024/04/26		Global Equity Ratings	
2024/04/19		Week Ahead	
2024/04/12		Week Ahead	
2024/04/05		Week Ahead	

Futures and Options

Related Futures -

Related Options -

Details

2024/04/26 20:19:32

Price

38,286.25 USDDifference  0.53% (200.45)

General attributes

ISIN US2605661048

Symbol -

Country USA

Security type Index

Instruments in index 30

Market data

Open 38,114.70 USD

High 38,337.64 USD

Low 38,065.05 USD

Close (prev. day) 38,085.80 USD

Trading volume (m) 245,499,156

Volume (pcs) -

Performance and Risk

	6m	1Y	3Y
Perf (%)	+15.45%	+13.60%	+11.87%
Perf (abs.)	+5,096.08	+4,560.41	+4,042.31
Beta	-	-	-
Volatility	8.99	9.43	14.70



Information about previous performance does not guarantee future performance.

Source: FactSet

Price data

Ø price 5 days Ø volume 5 days (pcs.)	38,255.36 USD (375,169,210)
Ø price 30 days Ø volume 30 days (pcs.)	38,650.49 USD (362,916,473)
Ø price 100 days Ø volume 100 days (pcs.)	38,033.83 USD (339,219,709)
Ø price 250 days Ø volume 250 days (pcs.)	35,623.75 USD (323,667,202)
YTD High date	39,807.93 USD (2024/04/01)
YTD Low date	37,371.66 USD (2024/01/17)
52 Weeks High date	39,807.93 USD (2024/04/01)
52 Weeks Low date	32,787.56 USD (2023/10/27)

Composition

Name  ISIN	Price	Diff %  Diff +/-	Performance 	Date Time	Turnover Pc.  Turnover Money 
3M COMPANY US88579Y1010	91.92	0.56% 0.51		24/04/26 20:19:28	1,451,665 133,269,731.68
AMAZON.COM INC. US0231351067	179.28	3.23% 5.61		24/04/26 20:19:31	28,169,639 5,031,730,635.29
AMERICAN EXPRESS CO US0258161092	235.96	-0.48% -1.14		24/04/26 20:19:20	1,592,282 375,715,819.90
AMGEN INC. US0311621009	270.92	0.57% 1.54		24/04/26 20:19:32	848,069 228,996,460.44
APPLE INC US0378331005	169.62	-0.16% -0.27		24/04/26 20:19:31	26,517,249 4,515,703,903.79
BOEING CO., THE US0970231058	167.77	0.58% 0.96		24/04/26 20:19:31	4,830,357 805,802,367.58
CATERPILLAR INC US1491231015	344.805	2.01% 6.81		24/04/26 20:19:31	1,827,372 627,356,963.25
CHEVRON CORPORATION US1667641005	165.335	0.03% 0.06		24/04/26 20:19:23	5,795,673 953,133,106.62
CISCO SYSTEMS INC US17275R1023	47.9532	-0.31% -0.15		24/04/26 20:19:31	6,314,883 302,846,289.57
COCA-COLA CO US1912161007	61.78	0.06% 0.04		24/04/26 20:19:32	4,877,774 301,275,850.28
DOW INC. US2605571031	57.275	1.48% 0.84		24/04/26 20:19:30	3,261,443 187,617,403.95
GOLDMAN SACHS GROUP INC US38141G1040	427.17	1.70% 7.12		24/04/26 20:19:20	1,302,433 554,231,925.38
HOME DEPOT INC., THE US4370761029	334.46	0.75% 2.48		24/04/26 20:19:24	1,131,979 378,284,502.72
HONEYWELL INTERNATIONAL I... US4385161066	192.91	-0.06% -0.11		24/04/26 20:19:19	1,418,128 272,093,411.59
INTEL CORP. US4581401001	31.6301	-9.91% -3.48		24/04/26 20:19:32	90,207,212 2,841,042,571.63
INTERNATIONAL BUS MACHINE... US4592001014	167.115	-1.06% -1.80		24/04/26 20:19:32	5,496,414 916,865,229.15
JOHNSON & JOHNSON US4781601046	146.3509	-0.32% -0.47		24/04/26 20:19:31	2,902,793 425,258,326.77
JPMORGAN CHASE & CO US46625H1005	194.33	0.50% 0.96		24/04/26 20:19:30	3,188,789 618,226,695.80
MCDONALD'S CORPORATION CO... US5801351017	274.99	-0.22% -0.61		24/04/26 20:19:32	2,249,199 617,225,954.03
MERCK & CO. INC. US58933Y1055	131.71	0.76% 0.99		24/04/26 20:19:32	4,164,433 546,605,275.33
MICROSOFT CORP. US5949181045	408.41	2.35% 9.37		24/04/26 20:19:32	20,739,069 8,495,230,225.24
NIKE INC. 'B' US6541061031	94.06	0.13% 0.12		24/04/26 20:19:31	3,542,511 335,433,284.41
PROCTER & GAMBLE CO US7427181091	161.60	-0.58% -0.95		24/04/26 20:19:32	2,507,117 404,818,973.83
SALESFORCE INC. US79466L3024	273.74	0.22% 0.60		24/04/26 20:19:30	2,040,955 562,317,152.19
TRAVELERS COMPANIES INC (... US89417E1091	214.20	0.10% 0.21		24/04/26 20:19:29	661,816 140,826,273.71

DOW JONES AVERAGES

UNITEDHEALTH GROUP INC. US91324P1021	495.88	0.41% 2.02		24/04/26 20:19:22	1,395,421 690,161,264.74
VERIZON COMMUNICATIONS IN... US92343V1044	39.7645	1.39% 0.54		24/04/26 20:19:22	6,880,756 273,055,753.92
VISA INC. US92826C8394	274.449	-0.26% -0.71		24/04/26 20:19:29	1,838,627 506,165,404.59
WALMART INC. US9311421039	60.245	0.06% 0.04		24/04/26 20:19:29	5,589,177 336,361,486.28
WALT DISNEY COMPANY (THE) US2546871060	112.18	-0.52% -0.59		24/04/26 20:19:28	2,758,809 309,998,966.19