

DOW JONES AVERAGES

ISIN: **US2605661048** WKN: -

Overview

2024/04/25 21:57:07

Price

38,092.52 USDDifference  -0.96% (-368.40)

General attributes

ISIN US2605661048

Symbol -

Country USA

Instruments in index 30

Type of index Price Index

Security type Index

Market data

Open 38,052.09 USD

High 38,157.22 USD

Low 37,754.38 USD

Close (prev. day) 38,460.92 USD

Trading volume (m) 324,512,705

Volume (pcs) 27,310,486,173

5Y



Information about previous performance does not guarantee future performance.







Source: FactSet

Top 5

Name 	Price	+ - (%)	Trend 
MERCK & CO...	130.665	+2.89	
BOEING CO...	167.17	+1.73	
INTEL CORP...	35.08	+1.68	
UNITEDHEAL...	494.185	+1.41	
CHEVRON CO...	165.01	+0.88	

Intraday 1W 1M 6m 1Y 3Y

Flop 5

Name 	Price	+ - (%) 	Trend 
INTERNATIO...	168.70	-8.37	
CATERPILLA...	338.50	-6.88	
MICROSOFT ...	399.37	-2.37	
AMAZON.COM...	173.63	-1.68	
SALESFORCE...	272.54	-1.32	

Recent research

on market			
Date		Headline	Download
2024/04/19		Week Ahead	
2024/04/12		Week Ahead	
2024/04/05		Week Ahead	
2024/04/03		Global Equity Ratings	
2024/03/28		Week Ahead	

Intraday 1W 1M 6m 1Y 3Y

Futures and Options

Related Futures -

Related Options -

Details

2024/04/25 21:57:07

Price

38,092.52 USDDifference  -0.96% (-368.40)

General attributes

ISIN US2605661048

Symbol -

Country USA

Security type Index

Instruments in index 30

Market data

Open 38,052.09 USD

High 38,157.22 USD

Low 37,754.38 USD

Close (prev. day) 38,460.92 USD

Trading volume (m) 324,512,705

Volume (pcs) 27,310,486,173

Performance and Risk

	6m	1Y	3Y
Perf (%)	+16.59%	+14.04%	+12.98%
Perf (abs.)	+5,472.49	+4,734.83	+4,417.43
Beta	-	-	-
Volatility	8.94	9.42	14.70



Information about previous performance does not guarantee future performance.

Source: FactSet

Price data

Ø price 5 days Ø volume 5 days (pcs.)	38,193.27 USD (352,841,329)
Ø price 30 days Ø volume 30 days (pcs.)	38,678.89 USD (360,117,644)
Ø price 100 days Ø volume 100 days (pcs.)	38,008.90 USD (339,403,572)
Ø price 250 days Ø volume 250 days (pcs.)	35,604.90 USD (323,388,402)
YTD High date	39,807.93 USD (2024/04/01)
YTD Low date	37,371.66 USD (2024/01/17)
52 Weeks High date	39,807.93 USD (2024/04/01)
52 Weeks Low date	32,787.56 USD (2023/10/27)

Composition

Name  ISIN	Price	Diff %  Diff +/-	Performance 	Date Time	Turnover Pc.  Turnover Money 
3M COMPANY US88579Y1010	91.45	-0.62% -0.57		24/04/25 21:57:06	2,269,878 207,098,169.75
AMAZON.COM INC. US0231351067	173.62	-1.68% -2.97		24/04/25 21:57:08	38,953,002 6,665,388,638.21
AMERICAN EXPRESS CO US0258161092	237.08	-0.85% -2.04		24/04/25 21:57:06	2,579,748 611,710,928.83
AMGEN INC. US0311621009	269.60	-1.25% -3.41		24/04/25 21:57:07	1,210,827 326,432,598.63
APPLE INC US0378331005	169.955	0.55% 0.94		24/04/25 21:57:07	40,086,503 6,787,586,625.94
BOEING CO., THE US0970231058	167.18	1.73% 2.85		24/04/25 21:57:07	11,580,744 1,888,905,235.26
CATERPILLAR INC US1491231015	338.47	-6.89% -25.05		24/04/25 21:57:08	5,548,893 1,876,015,939.29
CHEVRON CORPORATION US1667641005	165.01	0.88% 1.44		24/04/25 21:57:05	8,073,256 1,326,218,685.72
CISCO SYSTEMS INC US17275R1023	48.095	-0.53% -0.26		24/04/25 21:57:08	11,529,868 555,364,174.92
COCA-COLA CO US1912161007	61.805	0.41% 0.26		24/04/25 21:57:08	15,748,686 974,210,989.11
DOW INC. US2605571031	56.39	-1.04% -0.59		24/04/25 21:57:08	5,853,811 328,454,299.55
GOLDMAN SACHS GROUP INC US38141G1040	420.11	-0.69% -2.93		24/04/25 21:57:05	1,309,153 547,143,927.33
HOME DEPOT INC., THE US4370761029	331.87	-0.34% -1.14		24/04/25 21:57:07	2,516,011 831,942,330.79
HONEYWELL INTERNATIONAL I... US4385161066	192.98	-0.93% -1.81		24/04/25 21:57:07	3,302,711 637,879,650.63
INTEL CORP. US4581401001	35.08	1.68% 0.58		24/04/25 21:57:06	48,300,486 1,686,592,665.67
INTERNATIONAL BUS MACHINE... US4592001014	168.755	-8.34% -15.35		24/04/25 21:57:08	15,370,495 2,578,525,157.74
JOHNSON & JOHNSON US4781601046	146.88	-1.11% -1.65		24/04/25 21:57:07	5,757,770 846,468,971.67
JPMORGAN CHASE & CO US46625H1005	193.64	0.29% 0.56		24/04/25 21:57:07	6,569,973 1,267,217,093.23
MCDONALD'S CORPORATION CO... US5801351017	275.53	-0.44% -1.22		24/04/25 21:57:02	3,566,233 986,796,936.02
MERCK & CO. INC. US58933Y1055	130.66	2.88% 3.66		24/04/25 21:57:08	9,935,533 1,297,053,136.07
MICROSOFT CORP. US5949181045	399.37	-2.37% -9.69		24/04/25 21:57:07	30,795,284 12,137,192,367.72
NIKE INC. 'B' US6541061031	94.00	-0.68% -0.64		24/04/25 21:57:07	4,005,779 374,687,661.48
PROCTER & GAMBLE CO US7427181091	162.47	-0.08% -0.13		24/04/25 21:57:04	4,768,214 776,646,863.61
SALESFORCE INC. US79466L3024	272.54	-1.32% -3.65		24/04/25 21:57:07	3,671,163 996,718,546.62
TRAVELERS COMPANIES INC (... US89417E1091	213.885	0.21% 0.46		24/04/25 21:57:08	870,072 185,032,244.60

DOW JONES AVERAGES

UNITEDHEALTH GROUP INC. US91324P1021	494.185	1.41% 6.89	■	24/04/25 21:57:06	3,491,751 1,724,137,475.44
VERIZON COMMUNICATIONS IN... US92343V1044	39.29	-0.51% -0.20		24/04/25 21:57:08	11,272,893 442,544,344.28
VISA INC. US92826C8394	275.33	0.11% 0.31		24/04/25 21:57:07	3,918,136 1,072,063,712.22
WALMART INC. US9311421039	60.17	0.50% 0.30	■	24/04/25 21:57:08	15,236,087 917,390,833.35
WALT DISNEY COMPANY (THE) US2546871060	112.80	-0.98% -1.12		24/04/25 21:57:08	6,450,406 721,680,657.74