

## DOW JONES AVERAGES

ISIN: **US2605661048** WKN: -

## Přehled

08.06.2023 23:22:53

Cena

**33.833,61** USDZměna  0,50% (168,59)

## Základní údaje

ISIN US2605661048

Symbol -

Stát USA

Nástroje v indexu 30

Typ indexu Price Index

Typ cenného papíru Index

## Tržní data

Otevírací cena 33.656,98 USD

Max 33.873,81 USD

Min 33.630,04 USD

Závěrečná cena  
(předchozí den) 33.665,02 USDObchodovaný objem  
(mil.) 272.719.700

Objem (kusy) 17.994.463.500

## Top 5

| Název  | Cena   | + - (%)  | Trend  |
|---|--------|---|---|
| BOEING CO....   | 218,11 | +2,92   |        |
| SALESFORCE...   | 209,53 | +1,85   |        |
| INTEL CORP...   | 31,82  | +1,73   |        |
| UNITEDHEAL...   | 490,23 | +1,68   |        |
| MERCK & CO...   | 110,32 | +1,57   |        |

Denní 1t 1m 6m 1r 3r

## Flop 5

| Název  | Cena   | + - (%)  | Trend  |
|---|--------|---|---|
| DOW INC.  | 52,78  | -2,02   |        |
| VISA INC.   | 223,05 | -0,99   |        |
| NIKE INC. ...   | 106,20 | -0,83   |        |
| CATERPILLA...   | 234,45 | -0,47   |        |
| CHEVRON CO...   | 159,24 | -0,37   |        |

51



Minulá výkonnost nezaručuje výkonnost budoucí.

Zdroj: FactSet

## Aktuální analýzy a prognózy

## Z trhů

| Datum      | Nadpis  | Stáhnout  |
|------------|---|---|
| 06.06.2023 |  Global Equity Ratings     |  |
| 02.06.2023 |  When will inflation fall? |  |
| 01.06.2023 |  Global Equity Ratings     |  |
| 26.05.2023 |  Week Ahead                |  |
| 24.05.2023 |  Global Equity Ratings     |  |

Denní 1t 1m 6m 1r 3r

**Futures a opce**

Související Futures 5

Související Opce -

## Detaily

08.06.2023 23:22:53

Cena

**33.833,61** USDZměna  0,50% (168,59)

## Základní údaje

ISIN US2605661048

Symbol -

Stát USA

Typ cenného papíru Index

Nástroje v indexu 30

## Tržní data

Otevírací cena 33.656,98 USD

Max 33.873,81 USD

Min 33.630,04 USD

Závěrečná cena (předchozí den) 33.665,02 USD

Obchodovaný objem (mil.) 272.719.700

Objem (kusy) 17.994.463.500

## Výkonnost a riziko

|                | 6m     | 1r      | 3r        |
|----------------|--------|---------|-----------|
| Výkonn. (%)    | +0,15% | +2,80%  | +22,71%   |
| Výkonn. (abs.) | +52,13 | +922,71 | +6.261,17 |
| Beta           | -      | -       | -         |
| Volatilita     | 13,72  | 17,69   | 16,93     |

51



















Minulá výkonnost nezaručuje výkonnost budoucí.

Zdroj: FactSet

## Ceny

|  |                             |
|--|-----------------------------|
| Ø cena 5 dní   Ø objem 5 dní (ks.)     | 33.679,51 USD (335.325.211) |
| Ø cena 30 dní   Ø objem 30 dní (ks.)   | 33.411,77 USD (314.484.834) |
| Ø cena 100 dní   Ø objem 100 dní (ks.) | 33.322,26 USD (322.905.763) |
| Ø cena 250 dní   Ø objem 250 dní (ks.) | 32.581,90 USD (337.190.255) |
| YTD Max   datum                        | 34.342,32 USD (13.01.2023)  |
| YTD Min   datum                        | 31.429,82 USD (15.03.2023)  |
| 52týdenní max.   datum                 | 34.712,28 USD (13.12.2022)  |
| 52týdenní min.   datum                 | 28.660,94 USD (13.10.2022)  |

## Složení

| Název <br>ISIN | Cena   | Změna % <br>Změna +/- | Výkonnost  | Datum<br>Čas         | Obrat v kusech <br>Peněžní obrat  |
|---|--------|--|---|----------------------|---|
| 3M COMPANY<br>US88579Y1010  | 100,76 | -0,24%<br>-0,24  |              | 08.06.23<br>22:03:31 | 3.150.928<br>317.109.399,96   |
| AMERICAN EXPRESS CO<br>US0258161092   | 171,14 | -0,24%<br>-0,41  |              | 08.06.23<br>22:03:21 | 2.354.381<br>402.180.359,30   |
| AMGEN INC.<br>US0311621009  | 220,76 | -0,22%<br>-0,49  |              | 08.06.23<br>22:00:00 | 1.877.259<br>414.578.915,14   |
| APPLE INC<br>US0378331005   | 180,57 | 1,55%<br>2,75  |             | 08.06.23<br>22:00:00 | 50.130.510<br>9.000.817.866,00  |
| BOEING CO., THE<br>US0970231058   | 218,11 | 2,92%<br>6,18  |             | 08.06.23<br>22:00:02 | 9.359.258<br>2.035.151.524,60   |
| CATERPILLAR INC<br>US1491231015   | 234,45 | -0,47%<br>-1,10  |              | 08.06.23<br>22:00:01 | 3.546.806<br>830.984.241,29   |
| CHEVRON CORPORATION<br>US1667641005   | 159,24 | -0,37%<br>-0,59  |              | 08.06.23<br>22:03:25 | 7.142.188<br>1.137.313.015,88   |
| CISCO SYSTEMS INC<br>US17275R1023   | 49,68  | -0,20%<br>-0,10  |              | 08.06.23<br>22:00:00 | 13.274.537<br>659.885.202,57  |
| COCA-COLA CO<br>US1912161007  | 60,37  | 0,25%<br>0,15  |             | 08.06.23<br>22:00:02 | 15.585.883<br>939.462.358,25  |
| DOW INC.<br>US2605571031  | 52,78  | -2,02%<br>-1,09  |              | 08.06.23<br>22:00:02 | 5.092.032<br>268.969.572,23   |
| GOLDMAN SACHS GROUP INC<br>US38141G1040   | 335,47 | -0,08%<br>-0,28  |              | 08.06.23<br>22:00:02 | 2.009.461<br>672.183.671,12   |
| HOME DEPOT INC., THE<br>US4370761029  | 301,09 | -0,20%<br>-0,61  |            | 08.06.23<br>22:00:02 | 3.757.251<br>1.136.122.518,34   |
| HONEYWELL INTERNATIONAL I...<br>US4385161066  | 198,15 | -0,12%<br>-0,24  |            | 08.06.23<br>22:00:00 | 1.626.582<br>322.227.086,61   |
| INTEL CORPORATION<br>US4581401001   | 31,82  | 1,73%<br>0,54  |           | 08.06.23<br>22:00:00 | 35.139.602<br>1.108.235.474,93  |
| INTERNATIONAL BUS MACHINE...<br>US4592001014  | 134,41 | 0,02%<br>0,03  |           | 08.06.23<br>22:00:02 | 4.128.501<br>555.991.041,44   |
| JOHNSON & JOHNSON<br>US4781601046   | 160,26 | 1,10%<br>1,74  |           | 08.06.23<br>22:00:02 | 5.818.417<br>928.635.657,72   |
| JPMORGAN CHASE & CO<br>US46625H1005   | 140,73 | 0,03%<br>0,04  |           | 08.06.23<br>22:00:02 | 7.368.105<br>1.034.106.694,05   |
| MCDONALD'S CORPORATION CO...<br>US5801351017  | 285,78 | 1,38%<br>3,88  |           | 08.06.23<br>22:00:02 | 3.043.675<br>865.784.615,84   |
| MERCK & CO. INC.<br>US58933Y1055  | 110,32 | 1,57%<br>1,71  |           | 08.06.23<br>22:03:08 | 8.352.688<br>920.166.631,22   |
| MICROSOFT CORP.<br>US5949181045   | 325,26 | 0,58%<br>1,88  |           | 08.06.23<br>22:00:00 | 23.232.359<br>7.551.647.158,00  |
| NIKE INC. 'B'<br>US6541061031   | 106,20 | -0,83%<br>-0,89  |            | 08.06.23<br>22:00:01 | 9.137.633<br>970.807.093,43   |
| PROCTER & GAMBLE CO<br>US7427181091   | 146,44 | 1,13%<br>1,64  |           | 08.06.23<br>22:03:05 | 4.863.669<br>710.505.156,49   |
| SALESFORCE INC.<br>US79466L3024   | 209,53 | 1,85%<br>3,80  |           | 08.06.23<br>22:00:01 | 5.548.576<br>1.157.052.273,24   |
| TRAVELERS COMPANIES INC (...<br>US89417E1091  | 174,91 | 0,07%<br>0,13  |           | 08.06.23<br>22:00:01 | 897.322<br>156.901.056,44   |
| UNITEDHEALTH GROUP INC.<br>US91324P1021   | 490,23 | 1,68%<br>8,10  |           | 08.06.23<br>22:00:01 | 2.725.911<br>1.333.752.470,66   |

## DOW JONES AVERAGES

|  |        |                 |   |                      |                               |
|--|--------|-----------------|---|----------------------|-------------------------------|
| VERIZON COMMUNICATIONS IN...<br>US92343V1044 | 35,43  | 0,48%<br>0,17   | █ | 08.06.23<br>22:00:01 | 17.733.345<br>624.913.449,61  |
| VISA INC.<br>US92826C8394                    | 223,05 | -0,99%<br>-2,22 |   | 08.06.23<br>22:00:02 | 6.248.177<br>1.396.824.326,89 |
| WAL-MART STORES INC<br>US9311421039          | 152,17 | 1,45%<br>2,17   | █ | 08.06.23<br>22:00:01 | 6.290.992<br>951.964.315,27   |
| WALGREENS BOOTS AL<br>US9314271084           | 31,85  | -0,25%<br>-0,08 |   | 08.06.23<br>22:00:00 | 4.410.356<br>140.243.849,95   |
| WALT DISNEY COMPANY (THE)<br>US2546871060    | 92,53  | 0,01%<br>0,01   |   | 08.06.23<br>22:03:20 | 9.014.182<br>830.855.510,01   |