

DOW JONES AVERAGES

ISIN: **US2605661048** WKN:

-

Overview

2022/09/30 23:55:52

Price

28,725.51 USDDifference  -1.71% (-500.10)

General attributes

ISIN US2605661048

Symbol -

Country USA

Instruments in index 30

Type of index Price Index

Security type Index

Market data

Open 29,123.03 USD

High 29,355.78 USD

Low 28,715.85 USD

Close (prev. day) 29,225.61 USD

Trading volume (m) 466,861,225

Volume (pcs) 23,227,318,000

Top 5

Name 	Price	+ - (%) 	Trend 
WALGREENS ...	31.40	-0.48	
DOW INC.	43.93	-0.52	
MERCK & CO...	86.12	-0.60	
JOHNSON & ...	163.36	-0.71	
UNITEDHEAL...	505.04	-0.74	

Intraday 1W 1M 6m 1Y 3Y

Flop 5

Name 	Price	+ - (%) 	Trend 
NIKE INC. ...	83.12	-12.81	
BOEING CO...	121.08	-3.39	
WALT DISNE...	94.33	-3.20	
APPLE INC	138.20	-3.00	
INTERNATIO...	118.81	-2.32	

Intraday 1W 1M 6m 1Y 3Y

5Y



Information about previous performance does not guarantee future performance.

Source: FactSet

Recent research

on market

Date	Headline	Download 
2022/09/30	 Week Ahead	
2022/09/26	 Global Equity Ratings	
2022/09/23	 Week Ahead	
2022/09/22	 US Fed hits brakes harder	
2022/09/16	 Week Ahead	

Futures and Options

Related Futures 4

Related Options -

Details

2022/09/30 23:55:52

Price

28,725.51 USDDifference  -1.71% (-500.10)

General attributes

ISIN US2605661048

Symbol -

Country USA

Security type Index

Instruments in index 30

Market data

Open 29,123.03 USD

High 29,355.78 USD

Low 28,715.85 USD

Close (prev. day) 29,225.61 USD

Trading volume (m) 466,861,225

Volume (pcs) 23,227,318,000

Performance and Risk

	6m	1Y	3Y
Perf (%)	-18.46%	-15.12%	+6.72%
Perf (abs.)	-6,503.30	-5,118.41	+1,808.68
Beta	-	-	-
Volatility	20.92	18.38	24.95

5Y






Information about previous performance does not guarantee future performance.
Source: FactSet

Price data

Ø price 5 days Ø volume 5 days (pcs.)	29,206.13 USD (405,900,288)
Ø price 30 days Ø volume 30 days (pcs.)	31,242.18 USD (355,501,768)
Ø price 100 days Ø volume 100 days (pcs.)	31,755.23 USD (354,366,255)
Ø price 250 days Ø volume 250 days (pcs.)	33,660.44 USD (369,205,937)
YTD High date	36,952.65 USD (2022/01/05)
YTD Low date	28,715.85 USD (2022/09/30)
52 Weeks High date	36,952.65 USD (2022/01/05)
52 Weeks Low date	28,715.85 USD (2022/09/30)

Composition

Name  ISIN	Price	Diff %  Diff +/-	Performance 	Date Time	Turnover Pc.  Turnover Money 
3M COMPANY US88579Y1010	110.50	-1.60% -1.80		22/09/30 22:03:41	3,112,788 346,579,257.83
AMERICAN EXPRESS CO US0258161092	134.91	-2.09% -2.88		22/09/30 22:03:25	3,717,212 504,999,680.88
AMGEN INC. US0311621009	225.40	-1.32% -3.01		22/09/30 22:00:00	2,543,475 575,708,083.14
APPLE INC US0378331005	138.20	-3.00% -4.28		22/09/30 22:00:01	124,925,274 17,537,255,114.68
BOEING CO., THE US0970231058	121.08	-3.39% -4.25		22/09/30 22:00:02	8,382,981 1,030,468,729.27
CATERPILLAR INC US1491231015	164.08	-1.10% -1.82		22/09/30 22:00:02	2,963,239 489,680,815.37
CHEVRON CORPORATION US1667641005	143.67	-0.76% -1.10		22/09/30 22:03:34	9,402,735 1,353,646,215.77
CISCO SYSTEMS INC US17275R1023	40.00	-1.40% -0.57		22/09/30 22:00:00	27,989,869 1,130,269,144.96
COCA-COLA CO US1912161007	56.02	-0.97% -0.55		22/09/30 22:00:01	16,124,618 908,486,446.74
DOW INC. US2605571031	43.93	-0.52% -0.23		22/09/30 22:00:02	5,869,756 258,971,503.69
GOLDMAN SACHS GROUP INC US38141G1040	293.05	-1.03% -3.06		22/09/30 22:00:02	1,970,815 581,731,190.70
HOME DEPOT INC., THE US4370761029	275.94	-0.86% -2.39		22/09/30 22:00:02	4,789,087 1,330,750,142.94
HONEYWELL INTERNATIONAL I... US4385161066	166.97	-1.82% -3.10		22/09/30 22:00:00	3,810,273 640,652,180.56
INTEL CORPORATION US4581401001	25.77	-2.31% -0.61		22/09/30 22:00:00	43,820,964 1,142,813,566.54
INTERNATIONAL BUS MACHINE... US4592001014	118.81	-2.32% -2.82		22/09/30 22:00:02	5,346,108 640,804,019.83
JOHNSON & JOHNSON US4781601046	163.36	-0.71% -1.17		22/09/30 22:00:02	8,985,190 1,474,199,610.63
JPMORGAN CHASE & CO US46625H1005	104.50	-1.56% -1.66		22/09/30 22:00:02	15,973,415 1,684,534,085.65
MCDONALD'S CORPORATION CO... US5801351017	230.74	-1.56% -3.66		22/09/30 22:00:02	3,629,346 841,997,777.16
MERCK & CO. INC. US58933Y1055	86.12	-0.60% -0.52		22/09/30 22:04:05	9,035,613 781,146,240.98
MICROSOFT CORP. US5949181045	232.90	-1.94% -4.60		22/09/30 22:00:01	35,694,832 8,413,889,838.70
NIKE INC. 'B' US6541061031	83.12	-12.81% -12.21		22/09/30 22:00:02	48,176,058 4,053,915,002.25
PROCTER & GAMBLE CO US7427181091	126.25	-1.90% -2.45		22/09/30 22:03:06	9,431,937 1,197,871,331.91
SALESFORCE INC. US79466L3024	143.84	-2.02% -2.97		22/09/30 22:00:02	7,575,618 1,103,645,597.26
TRAVELERS COMPANIES INC (... US89417E1091	153.20	-0.96% -1.48		22/09/30 22:00:01	1,400,202 215,896,017.61
UNITEDHEALTH GROUP INC. US91324P1021	505.04	-0.74% -3.79		22/09/30 22:00:01	3,115,982 1,584,475,739.57

DOW JONES AVERAGES

VERIZON COMMUNICATIONS IN... US92343V1044	37.97	-1.73% -0.67		22/09/30 22:00:02	23,523,581 898,551,658.98
VISA INC. US92826C8394	177.65	-1.34% -2.41		22/09/30 22:00:02	9,472,265 1,700,083,005.78
WAL-MART STORES INC US9311421039	129.70	-1.93% -2.55		22/09/30 22:00:01	6,534,061 852,476,472.37
WALGREENS BOOTS AL US9314271084	31.40	-0.48% -0.15		22/09/30 22:00:00	8,035,324 253,306,409.10
WALT DISNEY COMPANY (THE) US2546871060	94.33	-3.20% -3.12		22/09/30 22:03:25	12,094,936 1,155,873,998.56