

DOW JONES AVERAGES

ISIN: **US2605661048** WKN:

-

Overview

2022/08/05 23:04:32

Price

32,803.47 USDDifference  0.23% (76.65)

General attributes

ISIN US2605661048

Symbol -

Country USA

Instruments in index 30

Type of index Price Index

Security type Index

Market data

Open 32,593.90 USD

High 32,814.61 USD

Low 32,489.62 USD

Close (prev. day) 32,726.82 USD

Trading volume (m) 276,168,171

Volume (pcs) 17,290,344,844

5Y



Information about previous performance does not guarantee future performance.

Source: FactSet

Top 5

Name 	Price	+ - (%) 	Trend 
JPMORGAN C...	115.76	+3.03	
CHEVRON CO...	153.64	+1.65	
VERIZON CO...	44.95	+1.17	
VISA INC.	215.87	+1.12	
DOW INC.	51.49	+0.98	

Intraday 1W 1M 6m 1Y 3Y












Flop 5

Name 	Price	+ - (%) 	Trend 
WALT DISNE...	106.63	-1.38	
BOEING CO...	165.04	-0.88	
CISCO SYST...	45.01	-0.82	
INTEL CORP...	35.39	-0.76	
SALESFORCE...	190.17	-0.58	

Intraday 1W 1M 6m 1Y 3Y

Recent research

on market

Date	Headline	Download 
2022/08/05	 Week Ahead	
2022/07/29	 Week Ahead	
2022/07/28	 US Fed becomes more cautious	
2022/07/25	 Global Equity Ratings	
2022/07/22	 Week Ahead	

Futures and Options

Related Futures 4

Related Options -

Details

2022/08/05 23:04:32

Price

32,803.47 USD

Difference



0.23% (76.65)

General attributes

ISIN US2605661048

Symbol -

Country USA

Security type Index

Instruments in index 30

Market data

Open 32,593.90 USD

High 32,814.61 USD

Low 32,489.62 USD

Close (prev. day) 32,726.82 USD

Trading volume (m) 276,168,171

Volume (pcs) 17,290,344,844

Performance and Risk

	6m	1Y	3Y
Perf (%)	-6.52%	-6.45%	+27.55%
Perf (abs.)	-2,286.27	-2,260.78	+7,085.73
Beta	-	-	-
Volatility	20.71	17.18	24.77



Information about previous performance does not guarantee future performance.

Source: FactSet

Price data

Ø price 5 days Ø volume 5 days (pcs.)	32,707.47 USD (316,391,889)
Ø price 30 days Ø volume 30 days (pcs.)	31,664.48 USD (327,841,511)
Ø price 100 days Ø volume 100 days (pcs.)	32,711.82 USD (368,974,581)
Ø price 250 days Ø volume 250 days (pcs.)	34,151.28 USD (363,063,058)
YTD High date	36,952.65 USD (2022/01/05)
YTD Low date	29,653.29 USD (2022/06/17)
52 Weeks High date	36,952.65 USD (2022/01/05)
52 Weeks Low date	29,653.29 USD (2022/06/17)

Composition

Name  ISIN	Price	Diff %  Diff +/-	Performance 	Date Time	Turnover Pc.  Turnover Money 
3M COMPANY US88579Y1010	147.41	-0.48% -0.71		22/08/05 22:03:25	4,187,422 617,848,435.02
AMERICAN EXPRESS CO US0258161092	157.51	0.41% 0.64		22/08/05 22:03:05	2,513,764 395,189,162.08
AMGEN INC. US0311621009	246.25	-0.30% -0.73		22/08/05 22:00:00	2,723,887 669,528,858.81
APPLE INC US0378331005	165.35	-0.14% -0.23		22/08/05 22:00:00	56,696,985 9,340,443,753.00
BOEING CO., THE US0970231058	165.04	-0.88% -1.46		22/08/05 22:00:01	4,709,123 777,118,761.06
CATERPILLAR INC US1491231015	185.39	0.95% 1.75		22/08/05 22:00:02	1,908,521 353,205,972.00
CHEVRON CORPORATION US1667641005	153.64	1.65% 2.50		22/08/05 22:03:23	7,170,150 1,100,873,482.37
CISCO SYSTEMS INC US17275R1023	45.01	-0.82% -0.37		22/08/05 22:00:00	19,533,918 876,865,434.76
COCA-COLA CO US1912161007	63.38	-0.46% -0.29		22/08/05 22:00:01	10,445,393 659,067,435.44
DOW INC. US2605571031	51.49	0.98% 0.50		22/08/05 22:00:02	5,954,500 306,093,633.86
GOLDMAN SACHS GROUP INC US38141G1040	334.67	0.84% 2.80		22/08/05 22:00:02	1,876,393 627,217,022.36
HOME DEPOT INC., THE US4370761029	309.69	0.82% 2.52		22/08/05 22:00:02	2,029,298 624,394,809.37
HONEYWELL INTERNATIONAL I... US4385161066	192.27	-0.09% -0.17		22/08/05 22:00:00	1,848,911 354,689,936.77
INTEL CORPORATION US4581401001	35.39	-0.76% -0.27		22/08/05 22:00:00	40,205,089 1,422,446,739.46
INTERNATIONAL BUS MACHINE... US4592001014	132.48	0.64% 0.84		22/08/05 22:00:02	2,586,519 341,407,452.16
JOHNSON & JOHNSON US4781601046	171.11	-0.40% -0.68		22/08/05 22:00:01	5,235,516 894,945,301.29
JPMORGAN CHASE & CO US46625H1005	115.76	3.03% 3.40		22/08/05 22:00:01	14,174,642 1,632,263,843.47
MCDONALD'S CORPORATION CO... US5801351017	259.23	-0.54% -1.41		22/08/05 22:00:01	1,818,555 470,521,086.77
MERCK & CO. INC. US58933Y1055	87.41	0.68% 0.59		22/08/05 22:03:22	8,801,196 767,089,405.93
MICROSOFT CORP. US5949181045	282.91	-0.26% -0.74		22/08/05 22:00:00	16,774,606 4,725,758,413.00
NIKE INC. 'B' US6541061031	113.87	-0.53% -0.61		22/08/05 22:00:01	4,162,241 472,711,405.12
PROCTER & GAMBLE CO US7427181091	144.72	0.05% 0.07		22/08/05 22:03:08	4,580,446 659,168,335.83
SALESFORCE INC. US79466L3024	190.17	-0.58% -1.10		22/08/05 22:00:02	4,090,307 775,734,145.84
TRAVELERS COMPANIES INC (... US89417E1091	158.96	0.80% 1.26		22/08/05 22:00:01	882,311 140,255,596.10
UNITEDHEALTH GROUP INC. US91324P1021	535.06	0.25% 1.31		22/08/05 22:00:01	2,373,351 1,263,506,669.29

DOW JONES AVERAGES

VERIZON COMMUNICATIONS IN... US92343V1044	44.95	1.17% 0.52	█	22/08/05 22:00:01	17,297,475 773,673,938.36
VISA INC. US92826C8394	215.87	1.12% 2.40	█	22/08/05 22:00:02	5,553,727 1,190,077,990.12
WAL-MART STORES INC US9311421039	126.58	0.80% 1.01	█	22/08/05 22:00:01	10,668,955 1,343,277,563.87
WALGREENS BOOTS AL US9314271084	38.99	0.03% 0.01		22/08/05 22:00:00	5,611,833 218,249,583.68
WALT DISNEY COMPANY (THE) US2546871060	106.63	-1.38% -1.49		22/08/05 22:03:21	10,099,976 1,076,427,099.89