

DOW JONES AVERAGES

ISIN: **US2605661048** WKN:

-

Overview

2022/05/27 23:49:01

Price

33,212.96 USDDifference  1.76% (575.77)

General attributes

ISIN US2605661048

Symbol -

Country USA

Instruments in index 30

Type of index Price Index

Security type Index

Market data

Open 32,735.09 USD

High 33,213.62 USD

Low 32,682.01 USD

Close (prev. day) 32,637.19 USD

Trading volume (m) 331,189,819

Volume (pcs) 20,471,839,204

5Y



Information about previous performance does not guarantee future performance.

Source: FactSet

Top 5

Name 	Price	+ - (%) 	Trend 
APPLE INC	149.64	+4.08	
BOEING CO....	132.23	+3.52	
WALT DISNE...	109.32	+3.51	
DOW INC.	69.06	+2.86	
MICROSOFT ...	273.24	+2.76	

Intraday 1W 1M 6m 1Y 3Y

Flop 5

Name 	Price	+ - (%) 	Trend 
COCA-COLA ...	64.68	+0.59	
VERIZON CO...	51.40	+0.80	
MERCK & CO...	93.08	+0.83	
AMGEN INC.	255.26	+0.87	
JOHNSON & ...	181.09	+0.91	

Intraday 1W 1M 6m 1Y 3Y

Recent research

on market

Date	Headline	Download 
2022/05/25	 Global Equity Ratings	
2022/05/25	 Week Ahead	
2022/05/20	 Week Ahead	
2022/05/13	 Week Ahead	
2022/05/06	 Week Ahead	

Futures and Options

Related Futures 4

Related Options -

Details

2022/05/27 23:49:01

Price

33,212.96 USDDifference  1.76% (575.77)

General attributes

ISIN US2605661048

Symbol -

Country USA

Security type Index

Instruments in index 30

Market data

Open 32,735.09 USD

High 33,213.62 USD

Low 32,682.01 USD

Close (prev. day) 32,637.19 USD

Trading volume (m) 331,189,819

Volume (pcs) 20,471,839,204

Performance and Risk

	6m	1Y	3Y
Perf (%)	-4.83%	-3.63%	+29.81%
Perf (abs.)	-1,686.38	-1,251.68	+7,627.27
Beta	-	-	-
Volatility	19.18	15.75	24.46


















Information about previous performance does not guarantee future performance.
Source: FactSet

Price data

Ø price 5 days Ø volume 5 days (pcs.)	32,355.86 USD (363,727,454)
Ø price 30 days Ø volume 30 days (pcs.)	32,918.39 USD (410,646,740)
Ø price 100 days Ø volume 100 days (pcs.)	34,100.22 USD (403,515,648)
Ø price 250 days Ø volume 250 days (pcs.)	34,705.21 USD (355,428,593)
YTD High date	36,952.65 USD (2022/01/05)
YTD Low date	30,635.76 USD (2022/05/20)
52 Weeks High date	36,952.65 USD (2022/01/05)
52 Weeks Low date	30,635.76 USD (2022/05/20)

Composition

Name  ISIN	Price	Diff %  Diff +/-	Performance 	Date Time	Turnover Pc.  Turnover Money 
3M COMPANY US88579Y1010	149.51	1.68% 2.47		22/05/27 22:04:47	1,776,677 264,641,298.38
AMERICAN EXPRESS CO US0258161092	169.60	2.56% 4.23		22/05/27 22:03:09	2,157,655 363,732,862.30
AMGEN INC. US0311621009	255.26	0.87% 2.21		22/05/27 22:00:00	2,678,950 682,476,975.62
APPLE INC US0378331005	149.64	4.08% 5.86		22/05/27 22:00:00	90,978,503 13,482,981,172.00
BOEING CO., THE US0970231058	132.23	3.52% 4.50		22/05/27 22:00:01	7,261,516 952,874,175.46
CATERPILLAR INC US1491231015	217.14	1.95% 4.15		22/05/27 22:00:02	2,020,431 436,509,291.71
CHEVRON CORPORATION US1667641005	178.28	0.96% 1.69		22/05/27 22:04:35	10,512,286 1,866,797,014.68
CISCO SYSTEMS INC US17275R1023	45.62	1.40% 0.63		22/05/27 22:00:00	23,882,056 1,084,739,042.31
COCA-COLA CO US1912161007	64.68	0.59% 0.38		22/05/27 22:00:41	17,708,983 1,142,206,391.71
DOW INC. US2605571031	69.06	2.86% 1.92		22/05/27 22:00:02	4,784,297 327,323,512.31
GOLDMAN SACHS GROUP INC US38141G1040	328.58	1.53% 4.95		22/05/27 22:00:02	2,106,682 687,218,599.33
HOME DEPOT INC., THE US4370761029	308.46	1.87% 5.65		22/05/27 22:00:02	3,899,284 1,191,229,747.61
HONEYWELL INTERNATIONAL I... US4385161066	196.35	1.68% 3.25		22/05/27 22:00:00	2,246,473 440,204,100.10
INTEL CORPORATION US4581401001	44.55	2.46% 1.07		22/05/27 22:00:01	30,553,321 1,353,142,559.19
INTERNATIONAL BUS MACHINE... US4592001014	139.27	1.74% 2.38		22/05/27 22:00:01	4,608,215 640,079,652.83
JOHNSON & JOHNSON US4781601046	181.09	0.91% 1.63		22/05/27 22:00:01	5,853,621 1,054,956,185.79
JPMORGAN CHASE & CO US46625H1005	131.27	1.41% 1.83		22/05/27 22:00:01	11,177,759 1,460,400,318.85
MCDONALD'S CORPORATION CO... US5801351017	251.87	1.52% 3.78		22/05/27 22:00:01	2,063,755 517,802,205.78
MERCK & CO. INC. US58933Y1055	93.08	0.83% 0.77		22/05/27 22:03:30	9,801,988 907,574,695.23
MICROSOFT CORP. US5949181045	273.24	2.76% 7.34		22/05/27 22:00:01	26,910,806 7,310,396,585.00
NIKE INC. 'B' US6541061031	115.99	2.70% 3.05		22/05/27 22:00:01	5,043,216 580,575,595.89
PROCTER & GAMBLE CO US7427181091	148.72	1.53% 2.24		22/05/27 22:03:05	6,028,846 893,071,875.69
SALESFORCE INC. US79466L3024	165.10	1.63% 2.64		22/05/27 22:00:02	7,883,615 1,289,019,364.07
TRAVELERS COMPANIES INC (... US89417E1091	177.83	1.69% 2.96		22/05/27 22:00:01	943,529 166,845,588.38
UNITEDHEALTH GROUP INC. US91324P1021	507.11	0.97% 4.88		22/05/27 22:00:01	3,349,142 1,681,459,355.71

DOW JONES AVERAGES

VERIZON COMMUNICATIONS IN... US92343V1044	51.40	0.80% 0.41	█	22/05/27 22:00:29	13,347,346 683,177,343.22
VISA INC. US92826C8394	212.88	2.08% 4.33	█	22/05/27 22:00:02	4,897,174 1,036,971,692.08
WAL-MART STORES INC US9311421039	128.48	1.97% 2.48	█	22/05/27 22:00:01	8,433,266 1,076,724,811.03
WALGREENS BOOTS AL US9314271084	43.71	1.56% 0.67	█	22/05/27 22:00:00	4,928,809 214,617,587.86
WALT DISNEY COMPANY (THE) US2546871060	109.32	3.51% 3.71	█	22/05/27 22:04:34	13,671,313 1,482,998,710.22