

DOW JONES AVERAGES

ISIN: **US2605661048** WKN:

-

Overview

2022/01/28 19:17:31

Price

34,322.91 USDDifference  0.47% (162.13)

General attributes

ISIN US2605661048

Symbol -

Country USA

Instruments in index 30

Type of index Price Index

Security type Index

Market data

Open 34,135.24 USD

High 34,407.39 USD

Low 33,807.51 USD

Close (prev. day) 34,160.78 USD

Trading volume (m) 317,707,410

Volume (pcs) 34,682,366,968

Top 5

Name 	Price	+ - (%) 	Trend 
VISA INC.	223.77	+8.55	
APPLE INC	168.43	+5.78	
SALESFORCE...	219.85	+3.34	
VERIZON CO...	52.215	+2.00	
MCDONALD'S...	252.93	+1.68	

Intraday 1W 1M 6m 1Y 3Y

Flop 5

Name 	Price	+ - (%) 	Trend 
CATERPILLA...	200.38	-5.59	
CHEVRON CO...	129.28	-4.50	
3M COMPANY	162.80	-4.33	
INTEL CORP...	47.09	-2.00	
BOEING CO...	188.01	-1.01	

Intraday 1W 1M 6m 1Y 3Y

5Y














Information about previous performance does not guarantee future performance.

Source: FactSet

Recent research

on market

Date	Headline	Download 
2022/01/28	 Week Ahead	
2022/01/27	 Monetary tightening in US becomes more concrete	
2022/01/21	 Week Ahead	
2022/01/17	 Global Equity Ratings	
2022/01/14	 Week Ahead	

Futures and Options

Related Futures 4

Related Options -

Details

2022/01/28 19:17:31

Price

34,322.91 USDDifference  0.47% (162.13)

General attributes

ISIN US2605661048

Symbol -

Country USA

Security type Index

Instruments in index 30

Market data

Open 34,135.24 USD

High 34,407.39 USD

Low 33,807.51 USD

Close (prev. day) 34,160.78 USD

Trading volume (m) 317,707,410

Volume (pcs) 34,682,366,968

Performance and Risk

	6m	1Y	3Y
Perf (%)	-2.56%	+12.73%	+38.09%
Perf (abs.)	-897.74	+3,857.61	+9,423.58
Beta	-	-	-
Volatility	12.46	12.49	23.74



Information about previous performance does not guarantee future performance.
Source: FactSet

Price data

Ø price 5 days Ø volume 5 days (pcs.)	34,251.29 USD (560,255,870)
Ø price 30 days Ø volume 30 days (pcs.)	35,683.70 USD (398,238,209)
Ø price 100 days Ø volume 100 days (pcs.)	35,346.92 USD (361,891,400)
Ø price 250 days Ø volume 250 days (pcs.)	34,421.52 USD (343,417,923)
YTD High date	36,952.65 USD (2022/01/05)
YTD Low date	33,150.33 USD (2022/01/24)
52 Weeks High date	36,952.65 USD (2022/01/05)
52 Weeks Low date	29,856.30 USD (2021/01/29)

Composition

Name  ISIN	Price	Diff %  Diff +/-	Performance 	Date Time	Turnover Pc.  Turnover Money 
3M COMPANY US88579Y1010	162.80	-4.33% -7.36		22/01/28 19:17:23	3,200,199 522,707,137.41
AMERICAN EXPRESS CO US0258161092	174.09	1.27% 2.19		22/01/28 19:17:25	1,878,485 323,953,143.55
AMGEN INC. US0311621009	226.38	1.06% 2.38		22/01/28 19:17:12	930,338 208,727,463.46
APPLE INC US0378331005	168.4242	5.78% 9.20		22/01/28 19:17:31	107,951,966 17,936,998,589.00
BOEING CO., THE US0970231058	188.01	-0.92% -1.74		22/01/28 19:17:30	7,064,186 1,318,801,070.26
CATERPILLAR INC US1491231015	200.38	-5.56% -11.79		22/01/28 19:17:30	6,380,631 1,291,466,663.49
CHEVRON CORPORATION US1667641005	129.28	-4.50% -6.09		22/01/28 19:17:28	15,146,481 1,965,871,371.26
CISCO SYSTEMS INC US17275R1023	55.0831	0.85% 0.46		22/01/28 19:17:31	16,893,394 917,049,291.69
COCA-COLA CO US1912161007	60.08	0.72% 0.43		22/01/28 19:17:24	7,954,673 474,444,645.70
DOW INC. US2605571031	59.745	-0.72% -0.44		22/01/28 19:17:29	3,560,295 214,145,868.40
GOLDMAN SACHS GROUP INC US38141G1040	341.07	0.01% 0.04		22/01/28 19:17:31	2,025,078 686,371,631.83
HOME DEPOT INC., THE US4370761029	361.61	1.45% 5.18		22/01/28 19:17:29	1,985,718 713,074,105.28
HONEYWELL INTERNATIONAL I... US4385161066	199.28	-0.68% -1.37		22/01/28 19:17:24	1,205,412 238,772,172.71
INTEL CORPORATION US4581401001	47.09	-2.00% -0.96		22/01/28 19:17:30	35,357,175 1,660,903,532.84
INTERNATIONAL BUS MACHINE... US4592001014	133.905	1.05% 1.39		22/01/28 19:17:31	2,648,270 352,283,087.57
JOHNSON & JOHNSON US4781601046	171.20	0.36% 0.61		22/01/28 19:17:23	4,810,388 820,479,990.12
JPMORGAN CHASE & CO US46625H1005	144.51	-0.55% -0.80		22/01/28 19:17:29	8,117,975 1,166,348,888.20
MCDONALD'S CORPORATION CO... US5801351017	252.93	1.68% 4.19		22/01/28 19:17:23	1,562,353 392,244,834.75
MERCK & CO. INC. US58933Y1055	80.60	0.02% 0.02		22/01/28 19:17:30	5,922,263 474,510,913.61
MICROSOFT CORP. US5949181045	303.70	1.29% 3.86		22/01/28 19:17:31	26,664,527 8,015,926,705.00
NIKE INC. 'B' US6541061031	144.05	-0.41% -0.59		22/01/28 19:17:26	3,518,682 501,651,940.92
PROCTER & GAMBLE CO US7427181091	159.50	0.23% 0.37		22/01/28 19:17:25	4,951,050 785,332,852.88
SALESFORCE.COM INC. US79466L3024	219.85	3.34% 7.11		22/01/28 19:17:25	5,007,919 1,087,494,309.76
TRAVELERS COMPANIES INC (... US89417E1091	165.06	-0.36% -0.60		22/01/28 19:17:14	424,784 70,132,789.08
UNITEDHEALTH GROUP INC. US91324P1021	460.39	-0.26% -1.21		22/01/28 19:16:26	1,567,701 719,772,606.70

DOW JONES AVERAGES

VERIZON COMMUNICATIONS IN... US92343V1044	52.215	2.00% 1.02		22/01/28 19:17:31	13,293,441 687,859,570.51
VISA INC. US92826C8394	223.73	8.53% 17.58		22/01/28 19:17:31	17,061,795 3,767,365,236.99
WAL-MART STORES INC US9311421039	136.45	0.45% 0.61		22/01/28 19:17:24	3,844,404 520,134,776.79
WALGREENS BOOTS AL US9314271084	49.89	-0.22% -0.11		22/01/28 19:17:23	2,298,655 114,539,920.52
WALT DISNEY COMPANY (THE) US2546871060	136.30	0.65% 0.88		22/01/28 19:17:31	4,482,484 606,429,442.18