

DOW JONES AVERAGES

ISIN: **US2605661048** WKN:

-

Overview

2021/12/03 23:35:08

Price

34,580.08 USDDifference  -0.17% (-59.71)

General attributes

ISIN US2605661048

Symbol -

Country USA

Instruments in index 30

Type of index Price Index

Security type Index

Market data

Open 34,692.78 USD

High 34,801.31 USD

Low 34,264.57 USD

Close (prev. day) 34,639.79 USD

Trading volume (m) 444,848,392

Volume (pcs) 32,810,188,744






5Y



Information about previous performance does not guarantee future performance.

Source: FactSet

Top 5

Name	Price	+ - (%)	Trend
WALGREENS ...	46.53	+4.28	
PROCTER & ...	149.88	+1.78	
INTERNATIO...	118.84	+1.66	
WAL-MART S...	137.51	+1.51	
JOHNSON & ...	159.38	+1.46	

Intraday 1W 1M 6m 1Y 3Y

Flop 5

Name	Price	+ - (%)	Trend
MICROSOFT ...	323.01	-1.97	
BOEING	198.49	-1.92	
JPMORGAN C...	158.29	-1.81	
GOLDMAN SA...	382.73	-1.24	
APPLE INC	161.84	-1.17	

Intraday 1W 1M 6m 1Y 3Y

Recent research

on market

Date	Headline	Download
2021/12/03	 Week Ahead	
2021/12/01	 Global Equity Ratings	
2021/11/26	 Week Ahead	
2021/11/19	 Week Ahead	
2021/11/12	 Week Ahead	

Futures and Options

Related Futures 4

Related Options -

Details

2021/12/03 23:35:08

Price

34,580.08 USDDifference  -0.17% (-59.71)

General attributes

ISIN US2605661048

Symbol -

Country USA

Security type Index

Instruments in index 30

Market data

Open 34,692.78 USD

High 34,801.31 USD

Low 34,264.57 USD

Close (prev. day) 34,639.79 USD

Trading volume (m) 444,848,392

Volume (pcs) 32,810,188,744

Performance and Risk

	6m	1Y	3Y
Perf (%)	+0.11%	+15.91%	+35.64%
Perf (abs.)	+39.41	+4,756.00	+9,101.33
Beta	-	-	-
Volatility	12.16	12.09	24.28

5Y



Information about previous performance does not guarantee future performance.
Source: FactSet

Price data

Ø price 5 days Ø volume 5 days (pcs.)	34,636.17 USD (476,620,590)
Ø price 30 days Ø volume 30 days (pcs.)	35,710.02 USD (351,785,702)
Ø price 100 days Ø volume 100 days (pcs.)	35,143.91 USD (315,221,519)
Ø price 250 days Ø volume 250 days (pcs.)	33,639.44 USD (342,804,735)
YTD High date	36,565.73 USD (2021/11/08)
YTD Low date	29,856.30 USD (2021/01/29)
52 Weeks High date	36,565.73 USD (2021/11/08)
52 Weeks Low date	29,755.53 USD (2020/12/21)

Composition

Name  ISIN 	Price	Diff %  Diff +/-	Performance 	Date Time	Turnover Pc.  Turnover Money 
3M COMPANY US88579Y1010	172.59	1.37% 2.33		21/12/03 22:10:00	3,019,015 518,654,387.79
AMERICAN EXPRESS CO US0258161092	155.94	-0.53% -0.83		21/12/03 22:10:00	4,069,252 632,116,549.54
AMGEN INC. US0311621009	202.44	0.63% 1.27		21/12/03 22:00:00	3,591,874 726,643,951.06
APPLE INC US0378331005	161.84	-1.17% -1.92		21/12/03 22:00:01	118,023,116 19,098,939,664.00
BOEING US0970231058	198.49	-1.92% -3.89		21/12/03 22:10:00	10,742,710 2,122,617,134.34
CATERPILLAR INC US1491231015	197.80	0.51% 1.01		21/12/03 22:10:00	3,250,927 642,275,778.61
CHEVRON CORPORATION US1667641005	114.41	-0.63% -0.73		21/12/03 22:10:00	10,445,106 1,197,782,726.72
CISCO SYSTEMS INC US17275R1023	56.23	0.14% 0.08		21/12/03 22:00:00	26,235,369 1,475,033,801.02
COCA-COLA CO US1912161007	53.54	0.89% 0.47		21/12/03 22:10:00	21,064,353 1,122,554,003.79
DOW INC. US2605571031	53.07	-0.21% -0.11		21/12/03 22:10:00	6,969,330 370,715,711.33
GOLDMAN SACHS GROUP INC US38141G1040	382.73	-1.24% -4.81		21/12/03 22:10:00	2,807,501 1,076,300,598.40
HOME DEPOT INC US4370761029	407.81	0.01% 0.04		21/12/03 22:10:00	5,237,476 2,141,209,489.03
HONEYWELL INTERNATIONAL I... US4385161066	203.50	-0.25% -0.50		21/12/03 22:00:00	3,545,862 720,823,885.22
INTEL CORPORATION US4581401001	49.25	-0.51% -0.25		21/12/03 22:00:01	32,224,930 1,587,615,859.66
INTERNATIONAL BUS MACHINE... US4592001014	118.84	1.66% 1.94		21/12/03 22:10:00	6,630,139 786,533,339.99
JOHNSON & JOHNSON US4781601046	159.38	1.46% 2.29		21/12/03 22:10:00	8,750,521 1,391,092,843.43
JPMORGAN CHASE & CO US46625H1005	158.29	-1.81% -2.92		21/12/03 22:10:00	12,681,765 2,013,066,484.22
MCDONALD'S CORPORATION CO... US5801351017	249.33	0.21% 0.53		21/12/03 22:10:00	3,229,856 804,714,686.90
MERCK & CO. INC. US58933Y1055	73.34	-0.74% -0.55		21/12/03 22:10:00	14,508,934 1,062,081,427.83
MICROSOFT CORP. US5949181045	323.01	-1.97% -6.48		21/12/03 22:00:01	41,779,279 13,479,796,999.00
NIKE INC. 'B' US6541061031	170.24	0.32% 0.54		21/12/03 22:10:00	4,878,460 825,133,687.22
PROCTER & GAMBLE CO US7427181091	149.88	1.78% 2.62		21/12/03 22:10:00	11,200,808 1,668,933,601.40
SALESFORCE.COM INC. US79466L3024	258.32	-1.10% -2.88		21/12/03 22:10:00	8,944,026 2,288,879,098.20
TRAVELERS COMPANIES INC (... US89417E1091	149.16	-0.67% -1.00		21/12/03 22:10:00	1,380,493 205,850,909.46
UNITEDHEALTH GROUP INC. US91324P1021	449.32	1.07% 4.75		21/12/03 22:10:00	3,038,334 1,363,196,926.19

DOW JONES AVERAGES

VERIZON COMMUNICATIONS IN... US92343V1044	51.42	1.36% 0.69		21/12/03 22:10:00	24,711,728 1,265,701,586.97
VISA INC. US92826C8394	196.32	-0.99% -1.97		21/12/03 22:10:00	10,660,536 2,088,122,368.85
WAL-MART STORES INC US9311421039	137.51	1.51% 2.04		21/12/03 22:10:00	14,714,199 2,016,809,277.16
WALGREENS BOOTS AL US9314271084	46.53	4.28% 1.91		21/12/03 22:00:01	12,772,886 587,457,217.52
WALT DISNEY COMPANY (THE) US2546871060	146.22	-0.67% -0.98		21/12/03 22:10:00	14,975,619 2,182,452,215.20