

## CAC 40 INDEX

ISIN: FR0003500008

WKN: -

## Overview

2024/09/13 18:05:02

Price

7,465.25 EUR

Difference ▲ 0.41% (30.18)

## General attributes

ISIN FR0003500008

Symbol PX1

Country France

Instruments in index 40

Type of index Price Index

Security type Index

## Market data

Open 7,441.56 EUR

High 7,490.84 EUR

Low 7,438.65 EUR

Close (prev. day) 7,435.07 EUR

Trading volume (m) 51,697,916

Volume (pcs) 2,868,078,165

## Top 5

Name <span>↕</span>	Price	+ - (%) <span>↕</span>	Trend
TÉLÉPERFOR...	101.05	+3.47 <span style="color: green;">▲</span>	<span style="color: green;">▲</span>
RENAULT SA	39.14	+2.27 <span style="color: green;">▲</span>	<span style="color: green;">▲</span>
STMICROELE...	25.76	+1.96 <span style="color: green;">▲</span>	<span style="color: green;">▲</span>
ARCELORMIT...	20.53	+1.89 <span style="color: green;">▲</span>	<span style="color: green;">▲</span>
COMPAGNIE ...	36.15	+1.69 <span style="color: green;">▲</span>	<span style="color: green;">▲</span>

Intraday 1W 1M 6m 1Y 3Y

## Flop 5

Name <span>↕</span>	Price	+ - (%) <span>↕</span>	Trend
PERNOD RIC...	125.75	-2.75 <span style="color: red;">▼</span>	<span style="color: red;">▼</span>
DANONE S.A...	65.08	-0.46 <span style="color: gray;">↔</span>	<span style="color: gray;">↔</span>
CRÉDIT AGR...	14.235	-0.28 <span style="color: gray;">↔</span>	<span style="color: gray;">↔</span>
CAPGEMINI ...	193.15	-0.18 <span style="color: gray;">↔</span>	<span style="color: gray;">↔</span>
BNP PARIBA...	63.37	-0.16 <span style="color: gray;">↔</span>	<span style="color: gray;">↔</span>

Intraday 1W 1M 6m 1Y 3Y

5Y



Information about previous performance does not guarantee future performance.

Source: FactSet

## Recent research

on market

Date	Headline	Download
2024/09/13	Week Ahead	
2024/09/12	ECB cuts further	
2024/09/11	EU Green Deal - a lot of work awaits Europe	
2024/09/11	Credit Markets Weekly	
2024/09/11	Global Equity Ratings	

**Futures and Options**

**Related Futures** -

**Related Options** -

## Details

2024/09/13 18:05:02

Price

**7,465.25** EURDifference  0.41% (30.18)

## General attributes

ISIN FR0003500008

Symbol PX1

Country France

Security type Index

Instruments in index 40

## Market data

Open 7,441.56 EUR

High 7,490.84 EUR

Low 7,438.65 EUR

Close (prev. day) 7,435.07 EUR

Trading volume (m) 51,697,916

Volume (pcs) 2,868,078,165

## Performance and Risk

	6m	1Y	3Y
Perf (%)	-8.26%	+3.36%	+11.81%
Perf (abs.)	-672.33	+242.68	+788.32
Beta	-	-	-
Volatility	13.20	12.31	17.28






Information about previous performance does not guarantee future performance.  
Source: FactSet

## Price data

Ø price 5 days   Ø volume 5 days (pcs.)	7,425.99 EUR (53,138,433)
Ø price 30 days   Ø volume 30 days (pcs.)	7,435.04 EUR (41,373,619)
Ø price 100 days   Ø volume 100 days (pcs.)	7,690.83 EUR (57,730,245)
Ø price 250 days   Ø volume 250 days (pcs.)	7,598.10 EUR (57,339,278)
YTD High   date	8,259.19 EUR (2024/05/10)
YTD Low   date	7,029.91 EUR (2024/08/05)
52 Weeks High   date	8,259.19 EUR (2024/05/10)
52 Weeks Low   date	6,773.82 EUR (2023/10/23)

## Composition

Name  ISIN	Price	Diff %  Diff +/-	Performance 	Date Time	Turnover Pc.  Turnover Money 
ACCOR S.A. FR0000120404	38.35	0.68% 0.26		24/09/13 17:35:25	354,008 13,566,143.00
AIR LIQUIDE SA FR0000120073	170.22	0.29% 0.50		24/09/13 17:35:21	357,332 60,825,084.00
AIRBUS SE NL0000235190	130.50	-0.03% -0.04		24/09/13 17:35:00	1,022,194 133,287,062.00
ARCELORMITTAL S.A. LU1598757687	20.53	1.89% 0.38		24/09/13 17:35:17	1,989,080 40,533,997.00
AXA S.A. FR0000120628	36.08	1.35% 0.48		24/09/13 17:35:21	3,953,802 142,377,180.00
BNP PARIBAS S.A. FR0000131104	63.37	-0.16% -0.10		24/09/13 17:35:23	1,562,486 99,200,374.00
BOUYGUES S.A. FR0000120503	31.65	1.22% 0.38		24/09/13 17:35:23	1,131,327 35,816,874.00
CAPGEMINI SE FR0000125338	193.15	-0.18% -0.35		24/09/13 17:36:21	319,251 61,719,427.00
CARREFOUR SA FR0000120172	15.22	0.63% 0.10		24/09/13 17:35:27	1,206,771 18,331,042.00
COMPAGNIE DE SAINT-GOBAIN... FR0000125007	78.82	1.03% 0.80		24/09/13 17:35:30	684,836 53,888,668.00
COMPAGNIE GENERALE DES ET... FR001400AJ45	36.15	1.69% 0.60		24/09/13 17:35:23	1,049,159 37,829,789.00
CRÉDIT AGRICOLE S.A. FR0000045072	14.235	-0.28% -0.04		24/09/13 17:36:10	3,613,542 51,514,617.00
DANONE S.A. FR0000120644	65.08	-0.46% -0.30		24/09/13 17:35:34	1,199,679 77,315,760.00
DASSAULT SYSTÈMES SE FR0014003TT8	36.16	1.09% 0.39		24/09/13 17:35:27	1,179,660 42,566,465.00
EDENRED S.A. FR0010908533	36.05	0.47% 0.17		24/09/13 17:35:27	536,785 19,351,058.00
ENGIE S.A. FR0010208488	15.86	0.03% 0.01		24/09/13 17:35:19	4,017,865 63,674,338.00
ESSILORLUXOTTICA FR0000121667	208.80	0.00% 0.00		24/09/13 17:35:29	484,636 101,177,839.00
EUROFINS SCIENTIFIC S.E. FR0014000MR3	52.58	0.23% 0.12		24/09/13 17:35:05	395,717 20,751,809.00
HERMES INTERNATIONAL SA FR0000052292	1,916.00	0.00% 0.00		24/09/13 17:35:03	49,707 95,362,920.00
KERING S.A. FR0000121485	229.00	0.42% 0.95		24/09/13 17:36:12	242,148 55,557,806.00
L'OREAL S.A. FR0000120321	366.65	0.40% 1.45		24/09/13 17:35:04	384,052 140,779,359.00
LEGRAND S.A. FR0010307819	101.95	0.34% 0.35		24/09/13 17:35:02	375,240 38,248,220.00
LVMH MOET HENNESSY LOUIS ... FR0000121014	608.10	0.21% 1.30		24/09/13 17:38:49	545,500 332,256,770.00
ORANGE SA FR0000133308	10.87	0.83% 0.09		24/09/13 17:35:19	5,933,697 64,498,107.00
PERNOD RICARD S.A. FR0000120693	125.75	-2.75% -3.55		24/09/13 17:38:38	517,627 65,400,532.00

PUBLICIS GROUPE S.A. FR0000130577	96.50	1.24% 1.18		24/09/13 17:35:19	334,580 32,289,406.00
RENAULT SA FR0000131906	39.14	2.27% 0.87		24/09/13 17:35:26	1,807,391 70,473,234.00
SAFRAN SA FR0000073272	203.30	0.44% 0.90		24/09/13 17:36:04	506,834 102,909,907.00
SANOFI S.A. FR0000120578	103.40	0.58% 0.60		24/09/13 17:35:24	1,422,308 146,776,607.00
SCHNEIDER ELECTRIC SE FR0000121972	227.20	0.44% 1.00		24/09/13 17:35:20	502,158 113,894,495.00
SOCIÉTÉ GÉNÉRALE S.A. FR0000130809	22.145	0.18% 0.04		24/09/13 17:35:22	2,530,005 56,083,028.00
STELLANTIS N.V. NL00150001Q9	13.61	0.78% 0.11		24/09/13 17:38:00	2,408,489 32,755,620.00
STMICROELECTRONICS N.V. NL0000226223	25.755	1.96% 0.50		24/09/13 17:38:53	2,226,205 57,089,103.00
THALES S.A. FR0000121329	148.00	1.09% 1.60		24/09/13 17:35:16	136,922 20,199,187.00
TOTALENERGIES SE FR0000120271	61.07	0.26% 0.16		24/09/13 17:37:48	2,596,972 158,539,559.00
TÉLÉPERFORMANCE SE FR0000051807	101.05	3.47% 3.39		24/09/13 17:35:19	222,091 22,201,979.00
VEOLIA ENVIRONNEMENT S.A. FR0000124141	29.78	0.27% 0.08		24/09/13 17:37:49	1,084,908 32,175,035.00
VINCI SA FR0000125486	109.50	1.30% 1.40		24/09/13 17:35:17	995,676 108,765,013.00
VIVENDI SE FR0000127771	10.09	1.26% 0.13		24/09/13 17:35:13	1,395,004 13,923,776.00
WFD UNIBAIL RODAMCO NV FR0013326246	76.52	1.06% 0.80		24/09/13 17:35:08	423,190 32,348,961.00