

CAC 40 INDEX

ISIN: FR0003500008

WKN: -

Overview

2024/07/17 12:09:00

Price

7,570.20 EURDifference  -0.13% (-9.83)

General attributes

ISIN FR0003500008

Symbol PX1

Country France

Instruments in index 40

Type of index Price Index

Security type Index

Market data

Open 7,556.13 EUR

High 7,590.70 EUR

Low 7,543.55 EUR

Close (prev. day) 7,580.03 EUR

Trading volume (m) 8,265,676

Volume (pcs) 510,703,700

Top 5

Name 	Price	+ - (%) 	Trend 
PERNOD RIC...	124.85	+1.63	
SOCIÉTÉ GÉ...	23.695	+1.46	
EUROFINS S...	48.15	+1.22	
ARCELORMIT...	21.33	+0.99	
BNP PARIBA...	63.10	+0.85	

Intraday 1W 1M 6m 1Y 3Y

Flop 5

Name 	Price	+ - (%) 	Trend 
ESSILORLUX...	190.05	-4.35	
PUBLICIS G...	97.62	-1.09	
SCHNEIDER ...	229.85	-0.84	
RENAULT SA	49.63	-0.74	
COMPAGNIE ...	78.88	-0.68	

Intraday 1W 1M 6m 1Y 3Y







5Y



Information about previous performance does not guarantee future performance.

Source: FactSet

Recent research

on market		
Date	Headline	Download
2024/07/15	 CSSD market 1H 2024: Schuldschein market gives way...	
2024/07/12	 Week Ahead	
2024/07/10	 Credit Markets Weekly	
2024/07/09	 Political environment weighs on outlook	
2024/07/05	 Week Ahead	

Futures and Options

Related Futures

-

Related Options

-

Details

2024/07/17 12:09:00

Price

7,570.20 EURDifference  -0.13% (-9.83)

General attributes

ISIN FR0003500008

Symbol PX1

Country France

Security type Index

Instruments in index 40

Market data

Open 7,556.13 EUR

High 7,590.70 EUR

Low 7,543.55 EUR

Close (prev. day) 7,580.03 EUR

Trading volume (m) 8,265,676

Volume (pcs) 510,703,700

Performance and Risk

	6m	1Y	3Y
Perf (%)	+2.46%	+2.79%	+17.34%
Perf (abs.)	+182.03	+205.49	+1,119.95
Beta	-	-	-
Volatility	12.27	12.10	17.23

8,000.00

7,000.00

6,000.00

5,000.00

4,000.00

2020

2021

2022

2023

2024

5Y



Information about previous performance does not guarantee future performance.

Source: FactSet

Price data

Ø price 5 days Ø volume 5 days (pcs.)	7,627.55 EUR (51,141,008)
Ø price 30 days Ø volume 30 days (pcs.)	7,675.77 EUR (72,754,749)
Ø price 100 days Ø volume 100 days (pcs.)	7,953.48 EUR (63,088,587)
Ø price 250 days Ø volume 250 days (pcs.)	7,571.70 EUR (58,239,338)
YTD High date	8,259.19 EUR (2024/05/10)
YTD Low date	7,281.10 EUR (2024/01/17)
52 Weeks High date	8,259.19 EUR (2024/05/10)
52 Weeks Low date	6,773.82 EUR (2023/10/23)

Composition

Name ISIN	Price	Diff % Diff +/-	Performance	Date Time	Turnover Pc. Turnover Money
ACCOR S.A. FR0000120404	39.05	-0.20% -0.08		24/07/17 12:08:38	67,073 2,614,883.00
AIR LIQUIDE SA FR0000120073	163.96	0.77% 1.26		24/07/17 12:09:03	73,465 11,980,738.00
AIRBUS SE NL0000235190	132.78	-0.17% -0.22		24/07/17 12:09:08	222,266 29,518,609.00
ARCELORMITTAL S.A. LU1598757687	21.33	0.99% 0.21		24/07/17 12:09:08	673,919 14,312,632.00
AXA S.A. FR0000120628	31.90	-0.31% -0.10		24/07/17 12:08:14	369,832 11,757,932.00
BNP PARIBAS S.A. FR0000131104	63.10	0.85% 0.53		24/07/17 12:09:03	285,615 17,916,802.00
BOUYGUES S.A. FR0000120503	32.35	0.37% 0.12		24/07/17 12:07:46	57,926 1,869,461.00
CAPGEMINI SE FR0000125338	192.60	0.08% 0.15		24/07/17 12:08:22	60,332 11,596,654.00
CARREFOUR SA FR0000120172	14.195	0.35% 0.05		24/07/17 12:08:35	284,597 4,024,970.00
COMPAGNIE DE SAINT-GOBAIN... FR0000125007	78.88	-0.68% -0.54		24/07/17 12:07:30	123,496 9,745,318.00
COMPAGNIE GENERALE DES ET... FR001400AJ45	34.80	-0.57% -0.20		24/07/17 12:08:01	180,079 6,258,659.00
CRÉDIT AGRICOLE S.A. FR0000045072	13.775	0.58% 0.08		24/07/17 12:07:41	571,593 7,844,186.00
DANONE S.A. FR0000120644	58.40	0.00% 0.00		24/07/17 12:08:28	115,622 6,685,527.00
DASSAULT SYSTÈMES SE FR0014003TT8	34.03	-0.18% -0.06		24/07/17 12:07:42	132,106 4,492,229.00
EDENRED S.A. FR0010908533	40.49	0.30% 0.12		24/07/17 12:08:51	55,616 2,245,161.00
ENGIE S.A. FR0010208488	13.97	0.32% 0.05		24/07/17 12:08:57	458,523 6,361,347.00
ESSILORLUXOTTICA FR0000121667	190.05	-4.35% -8.65		24/07/17 12:09:03	207,813 39,726,578.00
EUROFINS SCIENTIFIC S.E. FR0014000MR3	48.15	1.22% 0.58		24/07/17 12:08:31	63,262 3,027,079.00
HERMES INTERNATIONAL SA FR0000052292	2,064.00	-0.05% -1.00		24/07/17 12:09:08	12,877 26,680,383.00
KERING S.A. FR0000121485	309.40	-0.63% -1.95		24/07/17 12:09:08	40,775 12,579,849.00
L'OREAL S.A. FR0000120321	401.70	0.43% 1.70		24/07/17 12:09:08	45,218 18,052,392.00
LEGRAND S.A. FR0010307819	95.76	-0.31% -0.30		24/07/17 12:09:01	122,298 11,764,973.00
LVMH MOET HENNESSY LOUIS ... FR0000121014	690.60	-0.22% -1.50		24/07/17 12:09:08	96,883 66,663,147.00

ORANGE SA FR0000133308	10.035	0.77% 0.08	█	24/07/17 12:07:02	597,615 5,979,641.00
PERNOD RICARD S.A. FR0000120693	124.85	1.63% 2.00	█	24/07/17 12:09:04	153,454 19,052,850.00
PUBLICIS GROUPE S.A. FR0000130577	97.62	-1.09% -1.08		24/07/17 12:07:42	86,025 8,375,228.00
RENAULT SA FR0000131906	49.63	-0.74% -0.37		24/07/17 12:08:22	72,157 3,536,448.00
SAFRAN SA FR0000073272	202.60	-0.10% -0.20		24/07/17 12:08:47	57,889 11,669,985.00
SANOFI S.A. FR0000120578	91.99	0.08% 0.07	█	24/07/17 12:09:08	162,361 14,884,709.00
SCHNEIDER ELECTRIC SE FR0000121972	229.85	-0.84% -1.95		24/07/17 12:09:01	71,326 16,329,532.00