

CAC 40 INDEX

ISIN: FR0003500008

WKN: -

Overview

2024/07/17 11:55:45

Price

7,550.86 EURDifference  -0.38% (-29.17)

General attributes

ISIN FR0003500008

Symbol PX1

Country France

Instruments in index 40

Type of index Price Index

Security type Index

Market data

Open 7,556.13 EUR

High 7,590.70 EUR

Low 7,543.55 EUR

Close (prev. day) 7,580.03 EUR

Trading volume (m) 7,931,373

Volume (pcs) 485,778,738

Top 5

Name 	Price	+ - (%) 	Trend 
PERNOD RIC...	124.70	+1.51	
SOCIÉTÉ GÉ...	23.68	+1.39	
EUROFINS S...	48.03	+0.97	
ARCELORMIT...	21.31	+0.90	
ORANGE SA	10.03	+0.72	

Intraday 1W 1M 6m 1Y 3Y

Flop 5

Name 	Price	+ - (%) 	Trend 
ESSILORLUX...	189.75	-4.50	
SCHNEIDER ...	229.05	-1.19	
PUBLICIS G...	97.58	-1.13	
RENAULT SA	49.53	-0.94	
COMPAGNIE ...	78.68	-0.93	

Intraday 1W 1M 6m 1Y 3Y








5Y



Information about previous performance does not guarantee future performance.

Source: FactSet

Recent research

on market		
Date	Headline	Download
2024/07/15	 CSSD market 1H 2024: Schuldschein market gives way...	
2024/07/12	 Week Ahead	
2024/07/10	 Credit Markets Weekly	
2024/07/09	 Political environment weighs on outlook	
2024/07/05	 Week Ahead	

Futures and Options

Related Futures -

Related Options -

Details

2024/07/17 11:55:45

Price

7,550.86 EURDifference  **-0.38%** (-29.17)

General attributes

ISIN FR0003500008

Symbol PX1

Country France

Security type Index

Instruments in index 40

Market data

Open 7,556.13 EUR

High 7,590.70 EUR

Low 7,543.55 EUR

Close (prev. day) 7,580.03 EUR

Trading volume (m) 7,931,373

Volume (pcs) 485,778,738

Performance and Risk

	6m	1Y	3Y
Perf (%)	+2.46%	+2.79%	+17.34%
Perf (abs.)	+182.03	+205.49	+1,119.95
Beta	-	-	-
Volatility	12.27	12.10	17.23



5Y

Information about previous performance does not guarantee future performance.
Source: FactSet

Price data

Ø price 5 days Ø volume 5 days (pcs.)	7,627.55 EUR (51,141,008)
Ø price 30 days Ø volume 30 days (pcs.)	7,675.77 EUR (72,754,749)
Ø price 100 days Ø volume 100 days (pcs.)	7,953.48 EUR (63,088,587)
Ø price 250 days Ø volume 250 days (pcs.)	7,571.70 EUR (58,239,338)
YTD High date	8,259.19 EUR (2024/05/10)
YTD Low date	7,281.10 EUR (2024/01/17)
52 Weeks High date	8,259.19 EUR (2024/05/10)
52 Weeks Low date	6,773.82 EUR (2023/10/23)

Composition

Name  ISIN	Price	Diff %  Diff +/-	Performance 	Date Time	Turnover Pc.  Turnover Money 
ACCOR S.A. FR0000120404	38.97	-0.41% -0.16		24/07/17 11:54:23	62,734 2,445,505.00
AIR LIQUIDE SA FR0000120073	163.50	0.49% 0.80		24/07/17 11:55:40	68,922 11,236,743.00
AIRBUS SE NL0000235190	132.50	-0.38% -0.50		24/07/17 11:55:54	214,644 28,507,473.00
ARCELORMITTAL S.A. LU1598757687	21.31	0.90% 0.19		24/07/17 11:55:29	659,029 13,995,103.00
AXA S.A. FR0000120628	31.79	-0.66% -0.21		24/07/17 11:55:39	353,095 11,224,817.00
BNP PARIBAS S.A. FR0000131104	62.92	0.56% 0.35		24/07/17 11:55:31	274,789 17,234,336.00
BOUYGUES S.A. FR0000120503	32.30	0.22% 0.07		24/07/17 11:55:40	56,889 1,835,926.00
CAPGEMINI SE FR0000125338	192.15	-0.16% -0.30		24/07/17 11:55:45	59,037 11,347,533.00
CARREFOUR SA FR0000120172	14.165	0.14% 0.02		24/07/17 11:55:50	271,740 3,842,682.00
COMPAGNIE DE SAINT-GOBAIN... FR0000125007	78.68	-0.93% -0.74		24/07/17 11:55:40	117,454 9,269,430.00
COMPAGNIE GENERALE DES ET... FR001400AJ45	34.74	-0.74% -0.26		24/07/17 11:54:22	174,048 6,048,898.00
CRÉDIT AGRICOLE S.A. FR0000045072	13.75	0.40% 0.06		24/07/17 11:55:35	563,611 7,734,358.00
DANONE S.A. FR0000120644	58.30	-0.17% -0.10		24/07/17 11:55:53	100,707 5,815,237.00
DASSAULT SYSTÈMES SE FR0014003TT8	33.94	-0.44% -0.15		24/07/17 11:55:17	119,593 4,067,118.00
EDENRED S.A. FR0010908533	40.46	0.22% 0.09		24/07/17 11:54:45	53,138 2,144,861.00
ENGIE S.A. FR0010208488	13.935	0.07% 0.01		24/07/17 11:55:44	438,355 6,079,772.00
ESSILORLUXOTTICA FR0000121667	189.75	-4.50% -8.95		24/07/17 11:55:29	201,268 38,484,575.00
EUROFINS SCIENTIFIC S.E. FR0014000MR3	48.03	0.97% 0.46		24/07/17 11:55:44	60,714 2,904,597.00
HERMES INTERNATIONAL SA FR0000052292	2,058.00	-0.34% -7.00		24/07/17 11:55:16	12,211 25,306,389.00
KERING S.A. FR0000121485	308.50	-0.92% -2.85		24/07/17 11:55:47	39,286 12,119,717.00
L'OREAL S.A. FR0000120321	401.15	0.29% 1.15		24/07/17 11:55:40	43,541 17,379,651.00
LEGRAND S.A. FR0010307819	95.88	-0.19% -0.18		24/07/17 11:54:43	114,372 11,014,134.00
LVMH MOET HENNESSY LOUIS ... FR0000121014	688.00	-0.59% -4.10		24/07/17 11:55:55	90,927 62,555,451.00
ORANGE SA FR0000133308	10.03	0.72% 0.07		24/07/17 11:55:29	588,589 5,889,134.00
PERNOD RICARD S.A. FR0000120693	124.70	1.51% 1.85		24/07/17 11:55:48	146,931 18,239,216.00

PUBLICIS GROUPE S.A. FR0000130577	97.58	-1.13% -1.12		24/07/17 11:55:31	68,376 6,653,795.00
RENAULT SA FR0000131906	49.53	-0.94% -0.47		24/07/17 11:55:35	67,833 3,349,460.00
SAFRAN SA FR0000073272	201.90	-0.44% -0.90		24/07/17 11:55:44	53,956 10,873,977.00
SANOFI S.A. FR0000120578	91.77	-0.16% -0.15		24/07/17 11:55:39	149,180 13,672,548.00
SCHNEIDER ELECTRIC SE FR0000121972	229.05	-1.19% -2.75		24/07/17 11:55:44	67,575 15,468,801.00
SOCIÉTÉ GÉNÉRALE S.A. FR0000130809	23.68	1.39% 0.33	█	24/07/17 11:55:34	352,566 8,310,909.00
STELLANTIS N.V. NL00150001Q9	18.388	-0.61% -0.11		24/07/17 11:55:45	616,478 11,327,253.00
STMICROELECTRONICS N.V. NL0000226223	38.39	-0.75% -0.29		24/07/17 11:55:47	365,982 14,131,727.00
THALES S.A. FR0000121329	151.90	-0.46% -0.70		24/07/17 11:55:23	25,673 3,873,586.00
TOTALENERGIES SE FR0000120271	62.49	0.30% 0.19	█	24/07/17 11:55:38	501,783 31,343,951.00
TÉLÉPERFORMANCE SE FR0000051807	112.15	-0.18% -0.20		24/07/17 11:55:47	30,299 3,384,044.00
VEOLIA ENVIRONNEMENT S.A. FR0000124141	28.59	0.35% 0.10	█	24/07/17 11:54:40	145,039 4,133,551.00
VINCI SA FR0000125486	105.25	-0.05% -0.05		24/07/17 11:55:40	143,217 15,080,597.00
VIVENDI SE FR0000127771	10.975	-0.41% -0.05		24/07/17 11:55:28	433,476 4,762,566.00
WFD UNIBAIL RODAMCO NV FR0013326246	76.06	-0.73% -0.56		24/07/17 11:53:01	26,620 2,028,628.00