

## CAC 40 INDEX

ISIN: FR0003500008

WKN: -

## Overview

2024/06/04 09:16:00

Price

**7,955.83** EURDifference  -0.53% (-42.19)

## General attributes

ISIN FR0003500008

Symbol PX1

Country France

Instruments in index 40

Type of index Price Index

Security type Index

## Market data

Open 7,974.44 EUR

High 7,978.55 EUR

Low 7,955.83 EUR

Close (prev. day) 7,998.02 EUR

Trading volume (m) 2,620,246

Volume (pcs) 148,993,974

5Y



Information about previous performance does not guarantee future performance.

Source: FactSet

## Top 5

Name	Price	+ - (%)	Trend
KERING S.A...	325.15	+0.93	
STMICROELE...	38.64	+0.91	
TÉLÉPERFOR...	107.50	+0.70	
DASSAULT S...	36.95	+0.41	
PERNOD RIC...	138.85	+0.40	










Intraday 1W 1M 6m 1Y 3Y

## Flop 5

Name	Price	+ - (%)	Trend
TOTALENERG...	64.63	-1.96	
ESSILORLUX...	202.40	-1.36	
EDENRED S....	42.88	-1.24	
CARREFOUR ...	15.21	-1.17	
SCHNEIDER ...	224.30	-0.99	

Intraday 1W 1M 6m 1Y 3Y

## Recent research

on market		
Date	Headline	Download
2024/05/31	 Week Ahead	
2024/05/29	 Credit Markets Weekly	
2024/05/27	 Eurozone USA: Bumpy interest rate paths	
2024/05/24	 Week Ahead	
2024/05/22	 Credit Markets Weekly	

**Futures and Options**

**Related Futures** -

**Related Options** -

## Details

2024/06/04 09:16:00

Price

**7,955.83** EURDifference  -0.53% (-42.19)

## General attributes

ISIN FR0003500008

Symbol PX1

Country France

Security type Index

Instruments in index 40

## Market data

Open 7,974.44 EUR

High 7,978.55 EUR

Low 7,955.83 EUR

Close (prev. day) 7,998.02 EUR

Trading volume (m) 2,620,246

Volume (pcs) 148,993,974

## Performance and Risk

	6m	1Y	3Y
Perf (%)	+8.87%	+10.00%	+22.90%
Perf (abs.)	+651.87	+727.33	+1,490.10
Beta	-	-	-
Volatility	9.81	11.57	17.12



5Y

Information about previous performance does not guarantee future performance.  
Source: FactSet

## Price data

Ø price 5 days   Ø volume 5 days (pcs.)	7,992.45 EUR (71,842,114)
Ø price 30 days   Ø volume 30 days (pcs.)	8,087.61 EUR (57,861,541)
Ø price 100 days   Ø volume 100 days (pcs.)	7,923.47 EUR (58,378,883)
Ø price 250 days   Ø volume 250 days (pcs.)	7,523.13 EUR (56,336,240)
YTD High   date	8,259.19 EUR (2024/05/10)
YTD Low   date	7,281.10 EUR (2024/01/17)
52 Weeks High   date	8,259.19 EUR (2024/05/10)
52 Weeks Low   date	6,773.82 EUR (2023/10/23)

## Composition

Name ISIN	Price	Diff % Diff +/-	Performance	Date Time	Turnover Pc. Turnover Money
ACCOR S.A. FR0000120404	40.11	-0.07% -0.03		24/06/04 09:16:05	15,392 616,918.00
AIR LIQUIDE SA FR0000120073	182.80	0.05% 0.10		24/06/04 09:16:13	25,065 4,578,306.00
AIRBUS SE NL0000235190	155.36	0.04% 0.06		24/06/04 09:16:11	38,726 6,001,743.00
ARCELORMITTAL S.A. LU1598757687	24.31	-0.16% -0.04		24/06/04 09:16:08	72,559 1,766,339.00
AXA S.A. FR0000120628	32.91	-0.69% -0.23		24/06/04 09:16:07	129,168 4,262,262.00
BNP PARIBAS S.A. FR0000131104	67.41	-0.96% -0.65		24/06/04 09:15:49	59,150 3,998,419.00
BOUYGUES S.A. FR0000120503	36.30	0.14% 0.05		24/06/04 09:16:14	26,110 945,601.00
CAPGEMINI SE FR0000125338	184.85	-0.43% -0.80		24/06/04 09:16:10	11,399 2,112,847.00
CARREFOUR SA FR0000120172	15.21	-1.17% -0.18		24/06/04 09:16:14	100,298 1,529,970.00
COMPAGNIE DE SAINT-GOBAIN... FR0000125007	80.40	-0.57% -0.46		24/06/04 09:16:13	44,001 3,549,370.00
COMPAGNIE GENERALE DES ET... FR001400AJ45	36.85	-0.54% -0.20		24/06/04 09:15:29	51,075 1,890,850.00
CRÉDIT AGRICOLE S.A. FR0000045072	14.80	-0.50% -0.08		24/06/04 09:15:42	157,972 2,343,802.00
DANONE S.A. FR0000120644	59.00	-0.41% -0.24		24/06/04 09:15:44	36,418 2,149,624.00
DASSAULT SYSTÈMES SE FR0014003TT8	36.95	0.41% 0.15		24/06/04 09:15:56	407,043 9,045,829.00
EDENRED S.A. FR0010908533	42.87	-1.27% -0.55		24/06/04 09:16:15	39,355 1,698,203.00
ENGIE S.A. FR0010208488	15.485	-0.29% -0.05		24/06/04 09:15:41	139,627 2,167,528.00
ESSILORLUXOTTICA FR0000121667	202.40	-1.36% -2.80		24/06/04 09:16:12	13,312 2,713,910.00
EUROFINS SCIENTIFIC S.E. FR0014000MR3	55.36	-0.65% -0.36		24/06/04 09:14:55	4,503 249,645.00
HERMES INTERNATIONAL SA FR0000052292	2,162.00	-0.37% -8.00		24/06/04 09:15:33	2,277 4,927,697.00
KERING S.A. FR0000121485	325.15	0.93% 3.00		24/06/04 09:16:08	8,962 2,904,360.00
L'OREAL S.A. FR0000120321	450.10	0.19% 0.85		24/06/04 09:16:12	18,840 8,470,365.00
LEGRAND S.A. FR0010307819	97.86	-0.71% -0.70		24/06/04 09:16:12	15,018 1,475,204.00
LVMH MOET HENNESSY LOUIS ... FR0000121014	737.80	-0.03% -0.20		24/06/04 09:16:13	20,411 15,095,752.00

ORANGE SA FR0000133308	10.475	-0.19% -0.02		24/06/04 09:16:11	337,079 3,533,382.00
PERNOD RICARD S.A. FR0000120693	138.85	0.40% 0.55		24/06/04 09:15:41	11,221 1,556,845.00
PUBLICIS GROUPE S.A. FR0000130577	103.90	-0.86% -0.90		24/06/04 09:15:41	6,256 654,371.00
RENAULT SA FR0000131906	53.28	-0.82% -0.44		24/06/04 09:15:56	58,159 3,101,876.00
SAFRAN SA FR0000073272	214.40	-0.46% -1.00		24/06/04 09:16:15	25,160 5,412,454.00
SANOFI S.A. FR0000120578	90.07	-0.04% -0.04		24/06/04 09:16:00	52,628 4,740,783.00
SCHNEIDER ELECTRIC SE FR0000121972	224.30	-0.99% -2.25		24/06/04 09:16:12	33,149 7,488,405.00