

## CAC 40 INDEX

ISIN: FR0003500008

WKN: -

## Overview

2024/05/09 10:27:45

Price

**8,124.05** EURDifference  -0.09% (-7.36)

## General attributes

ISIN FR0003500008

Symbol PX1

Country France

Instruments in index 40

Type of index Price Index

Security type Index

## Market data

Open 8,123.92 EUR

High 8,141.48 EUR

Low 8,119.43 EUR

Close (prev. day) 8,131.41 EUR

Trading volume (m) 4,013,936

Volume (pcs) 213,178,897

## Top 5

Name 	Price	+ - (%) 	Trend 
RENAULT SA	48.93	+2.19	
BOUYGUES S...	35.63	+1.16	
THALES S.A...	167.15	+0.94	
TOTALENERG...	67.83	+0.89	
STELLANTIS...	19.982	+0.89	

Intraday 1W 1M 6m 1Y 3Y

## Flop 5

Name 	Price	+ - (%) 	Trend 
HERMES INT...	2,280.00	-1.08	
LVMH MOET	780.90	-0.89	
...			
SANOFI S.A...	92.28	-0.86	
KERING S.A...	328.90	-0.66	
VEOLIA ENV...	29.17	-0.55	

5Y








Information about previous performance does not guarantee future performance.

Source: FactSet

## Recent research

on market

Date	Headline	Download 
2024/05/08	 Credit Markets Weekly	
2024/05/03	 Week Ahead	
2024/05/02	 FX markets reflect uncertain interest rate outlook	
2024/04/30	 Credit Markets Weekly	
2024/04/26	 Week Ahead	

Intraday 1W 1M 6m 1Y 3Y

**Futures and Options**

Related Futures -

Related Options -

## Details

2024/05/09 10:27:45

Price

**8,124.05** EUR

Difference

**-0.09%** (-7.36)

## General attributes

ISIN FR0003500008

Symbol PX1

Country France

Security type Index

Instruments in index 40

## Market data

Open 8,123.92 EUR

High 8,141.48 EUR

Low 8,119.43 EUR

Close (prev. day) 8,131.41 EUR

Trading volume (m) 4,013,936

Volume (pcs) 213,178,897

## Performance and Risk

	6m	1Y	3Y
Perf (%)	+15.60%	+9.28%	+27.34%
Perf (abs.)	+1,097.25	+690.50	+1,745.90
Beta	-	-	-
Volatility	9.74	12.00	17.17



Information about previous performance does not guarantee future performance.

Source: FactSet

## Price data

Ø price 5 days   Ø volume 5 days (pcs.)	8,015.19 EUR (60,191,722)
Ø price 30 days   Ø volume 30 days (pcs.)	8,062.54 EUR (58,875,322)
Ø price 100 days   Ø volume 100 days (pcs.)	7,818.13 EUR (57,202,774)
Ø price 250 days   Ø volume 250 days (pcs.)	7,463.01 EUR (56,933,827)
YTD High   date	8,253.59 EUR (2024/03/28)
YTD Low   date	7,281.10 EUR (2024/01/17)
52 Weeks High   date	8,253.59 EUR (2024/03/28)
52 Weeks Low   date	6,773.82 EUR (2023/10/23)

## Composition

Name ISIN	Price	Diff % Diff +/-	Performance	Date Time	Turnover Pc. Turnover Money
ACCOR S.A. FR0000120404	41.28	-0.46% -0.19		24/05/09 10:27:11	18,997 785,005.00
AIR LIQUIDE SA FR0000120073	185.88	-0.35% -0.66		24/05/09 10:27:42	21,921 4,078,754.00
AIRBUS SE NL0000235190	160.64	-0.54% -0.88		24/05/09 10:27:05	67,078 10,818,649.00
ARCELORMITTAL S.A. LU1598757687	23.54	-0.30% -0.07		24/05/09 10:27:45	126,034 2,969,707.00
AXA S.A. FR0000120628	33.25	-0.09% -0.03		24/05/09 10:27:19	205,729 6,859,152.00
BNP PARIBAS S.A. FR0000131104	70.21	0.39% 0.27		24/05/09 10:27:35	150,987 10,600,579.00
BOUYGUES S.A. FR0000120503	35.63	1.16% 0.41		24/05/09 10:26:20	85,006 3,015,264.00
CAPGEMINI SE FR0000125338	206.70	0.05% 0.10		24/05/09 10:26:05	9,732 2,009,863.00
CARREFOUR SA FR0000120172	16.095	0.22% 0.04		24/05/09 10:26:52	86,256 1,384,410.00
COMPAGNIE DE SAINT-GOBAIN... FR0000125007	79.50	0.00% 0.00		24/05/09 10:25:40	72,614 5,768,271.00
COMPAGNIE GENERALE DES ET... FR001400AJ45	37.27	0.11% 0.04		24/05/09 10:26:15	49,096 1,830,573.00
CRÉDIT AGRICOLE S.A. FR0000045072	15.415	0.16% 0.03		24/05/09 10:25:46	559,274 8,638,030.00
DANONE S.A. FR0000120644	59.00	-0.54% -0.32		24/05/09 10:26:51	70,893 4,193,577.00
DASSAULT SYSTÈMES SE FR0014003TT8	38.16	-0.10% -0.04		24/05/09 10:26:55	32,896 1,254,970.00
EDENRED S.A. FR0010908533	46.50	0.04% 0.02		24/05/09 10:21:26	19,501 906,232.00
ENGIE S.A. FR0010208488	15.655	0.06% 0.01		24/05/09 10:27:31	302,145 4,715,074.00
ESSILORLUXOTTICA FR0000121667	203.10	-0.44% -0.90		24/05/09 10:26:00	14,199 2,889,250.00
EUROFINS SCIENTIFIC S.E. FR0014000MR3	57.54	-0.14% -0.08		24/05/09 10:27:00	10,497 604,859.00
HERMES INTERNATIONAL SA FR0000052292	2,280.00	-1.08% -25.00		24/05/09 10:24:58	3,419 7,815,899.00
KERING S.A. FR0000121485	328.90	-0.66% -2.20		24/05/09 10:27:27	10,547 3,474,354.00
L'OREAL S.A. FR0000120321	448.70	0.37% 1.65		24/05/09 10:27:19	13,083 5,856,868.00
LEGRAND S.A. FR0010307819	98.66	0.31% 0.30		24/05/09 10:27:30	29,585 2,915,603.00
LVMH MOET HENNESSY LOUIS ... FR0000121014	780.90	-0.89% -7.00		24/05/09 10:27:04	16,738 13,027,998.00

ORANGE SA FR0000133308	10.57	0.48% 0.05	█	24/05/09 10:27:17	302,249 3,191,863.00
PERNOD RICARD S.A. FR0000120693	148.05	-0.30% -0.45		24/05/09 10:26:44	18,682 2,773,571.00
PUBLICIS GROUPE S.A. FR0000130577	106.15	-0.09% -0.10		24/05/09 10:26:02	11,173 1,185,858.00
RENAULT SA FR0000131906	48.93	2.21% 1.06	█	24/05/09 10:27:45	142,906 6,907,972.00
SAFRAN SA FR0000073272	210.50	-0.28% -0.60		24/05/09 10:27:07	20,487 4,326,376.00
SANOFI S.A. FR0000120578	92.28	-0.86% -0.80		24/05/09 10:27:26	254,794 23,523,460.00
SCHNEIDER ELECTRIC SE FR0000121972	226.55	0.07% 0.15		24/05/09 10:27:05	39,748 8,989,923.00