

CAC 40 INDEX

ISIN: FR0003500008

WKN: -

Overview

2024/05/03 18:05:02

Price

7,957.57 EUR

Difference  0.54% (42.92)

General attributes

ISIN FR0003500008

Symbol PX1

Country France

Instruments in index 40

Type of index Price Index

Security type Index

Market data

Open 7,943.87 EUR

High 8,003.95 EUR

Low 7,921.21 EUR

Close (prev. day) 7,914.65 EUR

Trading volume (m) 69,347,787

Volume (pcs) 3,157,701,648

Top 5

Name 	Price	+ - (%)	Trend 
EDENRED S...	45.56	+3.03	
COMPAGNIE ...	77.70	+2.64	
STMICROELE...	37.20	+2.59	
HERMES INT...	2,285.00	+2.01	
VIVENDI SE	9.788	+2.00	

Intraday 1W 1M 6m 1Y 3Y

Flop 5

Name 	Price	+ - (%) 	Trend 
SOCIÉTÉ GÉ...	24.455	-5.18	
TÉLÉPERFOR...	94.86	-2.53	
LEGRAND S...	95.34	-2.40	
AXA S.A.	31.43	-1.38	
TOTALENERG...	66.36	-0.73	

Intraday 1W 1M 6m 1Y 3Y










5Y



Information about previous performance does not guarantee future performance.

Source: FactSet

Recent research

on market		
Date	Headline	Download
2024/05/03	 Week Ahead	
2024/05/02	 FX markets reflect uncertain interest rate outlook	
2024/04/30	 Credit Markets Weekly	
2024/04/26	 Week Ahead	
2024/04/26	 Global Equity Ratings	

Futures and Options

Related Futures -

Related Options -

Details

2024/05/03 18:05:02

Price

7,957.57 EURDifference  0.54% (42.92)

General attributes

ISIN FR0003500008

Symbol PX1

Country France

Security type Index

Instruments in index 40

Market data

Open 7,943.87 EUR

High 8,003.95 EUR

Low 7,921.21 EUR

Close (prev. day) 7,914.65 EUR

Trading volume (m) 69,347,787

Volume (pcs) 3,157,701,648

Performance and Risk

	6m	1Y	3Y
Perf (%)	+12.91%	+7.48%	+26.15%
Perf (abs.)	+910.07	+553.74	+1,649.67
Beta	-	-	-
Volatility	9.78	12.02	17.16



Information about previous performance does not guarantee future performance.

Source: FactSet

Price data

Ø price 5 days Ø volume 5 days (pcs.)	8,002.11 EUR (68,493,737)
Ø price 30 days Ø volume 30 days (pcs.)	8,075.16 EUR (60,353,331)
Ø price 100 days Ø volume 100 days (pcs.)	7,799.44 EUR (57,871,422)
Ø price 250 days Ø volume 250 days (pcs.)	7,454.90 EUR (57,212,165)
YTD High date	8,253.59 EUR (2024/03/28)
YTD Low date	7,281.10 EUR (2024/01/17)
52 Weeks High date	8,253.59 EUR (2024/03/28)
52 Weeks Low date	6,773.82 EUR (2023/10/23)

Composition

Name ISIN	Price	Diff % Diff +/-	Performance	Date Time	Turnover Pc. Turnover Money
ACCOR S.A. FR0000120404	41.05	0.51% 0.21		24/05/03 17:35:25	464,795 19,052,169.00
AIR LIQUIDE SA FR0000120073	180.62	-0.24% -0.44		24/05/03 17:36:06	422,018 76,406,161.00
AIRBUS SE NL0000235190	154.34	0.49% 0.76		24/05/03 17:35:12	698,663 107,817,937.00
ARCELORMITTAL S.A. LU1598757687	24.30	-0.12% -0.03		24/05/03 17:35:05	1,804,974 44,021,197.00
AXA S.A. FR0000120628	31.43	-1.38% -0.44		24/05/03 17:37:30	5,611,738 173,445,053.00
BNP PARIBAS S.A. FR0000131104	67.64	0.28% 0.19		24/05/03 17:35:28	1,775,234 120,286,434.00
BOUYGUES S.A. FR0000120503	35.12	0.92% 0.32		24/05/03 17:35:29	790,280 27,725,690.00
CAPGEMINI SE FR0000125338	202.60	1.68% 3.35		24/05/03 17:38:10	306,087 61,976,998.00
CARREFOUR SA FR0000120172	15.62	0.55% 0.09		24/05/03 17:35:17	951,470 14,861,296.00
COMPAGNIE DE SAINT-GOBAIN... FR0000125007	77.70	2.64% 2.00		24/05/03 17:38:28	1,131,997 82,609,018.00
COMPAGNIE GENERALE DES ET... FR001400AJ45	36.38	-0.38% -0.14		24/05/03 17:35:36	1,037,382 36,877,483.00
CRÉDIT AGRICOLE S.A. FR0000045072	14.77	1.10% 0.16		24/05/03 17:36:21	8,129,082 121,337,109.00
DANONE S.A. FR0000120644	57.74	0.66% 0.38		24/05/03 17:36:14	1,735,441 99,943,827.00
DASSAULT SYSTÈMES SE FR0014003TT8	36.92	0.63% 0.23		24/05/03 17:35:09	1,449,240 53,467,452.00
EDENRED S.A. FR0010908533	45.56	3.03% 1.34		24/05/03 17:37:04	498,350 22,636,877.00
ENGIE S.A. FR0010208488	15.19	-0.16% -0.03		24/05/03 17:35:14	4,693,159 71,391,519.00
ESSILORLUXOTTICA FR0000121667	202.00	0.45% 0.90		24/05/03 17:35:01	410,134 82,689,020.00
EUROFINS SCIENTIFIC S.E. FR0014000MR3	56.68	0.32% 0.18		24/05/03 17:35:25	259,204 14,743,984.00
HERMES INTERNATIONAL SA FR0000052292	2,285.00	2.01% 45.00		24/05/03 17:35:09	45,855 104,588,215.00
KERING S.A. FR0000121485	328.55	1.78% 5.75		24/05/03 17:35:21	250,313 82,149,095.00
L'OREAL S.A. FR0000120321	440.90	0.96% 4.20		24/05/03 17:35:07	222,091 97,645,780.00
LEGRAND S.A. FR0010307819	95.34	-2.40% -2.34		24/05/03 17:37:36	983,863 93,069,410.00
LVMH MOET HENNESSY LOUIS ... FR0000121014	782.00	1.96% 15.00		24/05/03 17:35:06	232,682 181,593,769.00

ORANGE SA FR0000133308	10.45	0.43% 0.05	█	24/05/03 17:37:36	4,912,488 51,384,254.00
PERNOD RICARD S.A. FR0000120693	141.25	0.39% 0.55	█	24/05/03 17:37:36	596,879 84,707,249.00
PUBLICIS GROUPE S.A. FR0000130577	104.75	1.01% 1.05	█	24/05/03 17:35:20	159,252 16,658,157.00
RENAULT SA FR0000131906	48.00	0.76% 0.36	█	24/05/03 17:35:05	519,551 24,932,027.00
SAFRAN SA FR0000073272	206.40	1.78% 3.60	█	24/05/03 17:35:16	323,192 66,528,156.00
SANOFI S.A. FR0000120578	91.30	-0.65% -0.60	█	24/05/03 17:35:27	891,417 81,522,017.00
SCHNEIDER ELECTRIC SE FR0000121972	216.30	1.31% 2.80	█	24/05/03 17:35:23	345,567 74,538,846.00