

## CAC 40 INDEX

ISIN: FR0003500008

WKN: -

## Overview

2024/05/03 18:05:02

Price

7,957.57 EUR

Difference ▲ 0.54% (42.92)

## General attributes

ISIN FR0003500008

Symbol PX1

Country France

Instruments in index 40

Type of index Price Index

Security type Index

## Market data

Open 7,943.87 EUR

High 8,003.95 EUR

Low 7,921.21 EUR

Close (prev. day) 7,914.65 EUR

Trading volume (m) 69,347,787

Volume (pcs) 3,157,701,648

## Top 5

Name <span>↕</span>	Price	+ - (%)	Trend <span>↕</span>
EDENRED S...	45.56	+3.03 <span style="color: green;">▲</span>	<span style="color: green;">▲</span>
COMPAGNIE ...	77.70	+2.64 <span style="color: green;">▲</span>	<span style="color: green;">▲</span>
STMICROELE...	37.20	+2.59 <span style="color: green;">▲</span>	<span style="color: green;">▲</span>
HERMES INT...	2,285.00	+2.01 <span style="color: green;">▲</span>	<span style="color: green;">▲</span>
VIVENDI SE	9.788	+2.00 <span style="color: green;">▲</span>	<span style="color: green;">▲</span>

Intraday 1W 1M 6m 1Y 3Y

## Flop 5

Name <span>↕</span>	Price	+ - (%) <span>↕</span>	Trend <span>↕</span>
SOCIÉTÉ GÉ...	24.455	-5.18 <span style="color: red;">▼</span>	<span style="color: red;">▼</span>
TÉLÉPERFOR...	94.86	-2.53 <span style="color: red;">▼</span>	<span style="color: red;">▼</span>
LEGRAND S...	95.34	-2.40 <span style="color: red;">▼</span>	<span style="color: red;">▼</span>
AXA S.A.	31.43	-1.38 <span style="color: red;">▼</span>	<span style="color: red;">▼</span>
TOTALENERG...	66.36	-0.73 <span style="color: gray;">↔</span>	<span style="color: gray;">↔</span>

Intraday 1W 1M 6m 1Y 3Y

5Y



Information about previous performance does not guarantee future performance.

Source: FactSet

## Recent research

on market		
Date	Headline	Download
2024/05/03	<span style="color: red;">🇬🇧</span> Week Ahead	<span style="color: blue;">↓</span>
2024/05/02	<span style="color: red;">🇬🇧</span> FX markets reflect uncertain interest rate outlook	<span style="color: blue;">↓</span>
2024/04/30	<span style="color: red;">🇬🇧</span> Credit Markets Weekly	<span style="color: blue;">↓</span>
2024/04/26	<span style="color: red;">🇬🇧</span> Week Ahead	<span style="color: blue;">↓</span>
2024/04/26	<span style="color: red;">🇬🇧</span> Global Equity Ratings	<span style="color: blue;">↓</span>

**Futures and Options**

**Related Futures** -

**Related Options** -

## Details

2024/05/03 18:05:02

Price

**7,957.57** EUR

Difference



0.54% (42.92)

## General attributes

ISIN FR0003500008

Symbol PX1

Country France

Security type Index

Instruments in index 40

## Market data

Open 7,943.87 EUR

High 8,003.95 EUR

Low 7,921.21 EUR

Close (prev. day) 7,914.65 EUR

Trading volume (m) 69,347,787

Volume (pcs) 3,157,701,648

## Performance and Risk

	6m	1Y	3Y
Perf (%)	+12.91%	+7.48%	+26.15%
Perf (abs.)	+910.07	+553.74	+1,649.67
Beta	-	-	-
Volatility	9.78	12.02	17.16































Information about previous performance does not guarantee future performance.

Source: FactSet

## Price data

Ø price 5 days   Ø volume 5 days (pcs.)	8,002.11 EUR (68,493,737)
Ø price 30 days   Ø volume 30 days (pcs.)	8,075.16 EUR (60,353,331)
Ø price 100 days   Ø volume 100 days (pcs.)	7,799.44 EUR (57,871,422)
Ø price 250 days   Ø volume 250 days (pcs.)	7,454.90 EUR (57,212,165)
YTD High   date	8,253.59 EUR (2024/03/28)
YTD Low   date	7,281.10 EUR (2024/01/17)
52 Weeks High   date	8,253.59 EUR (2024/03/28)
52 Weeks Low   date	6,773.82 EUR (2023/10/23)

## Composition

Name  ISIN	Price	Diff %  Diff +/-	Performance 	Date Time	Turnover Pc.  Turnover Money 
ACCOR S.A. FR0000120404	41.05	0.51% 0.21		24/05/03 17:35:25	464,795 19,052,169.00
AIR LIQUIDE SA FR0000120073	180.62	-0.24% -0.44		24/05/03 17:36:06	422,018 76,406,161.00
AIRBUS SE NL0000235190	154.34	0.49% 0.76		24/05/03 17:35:12	698,663 107,817,937.00
ARCELORMITTAL S.A. LU1598757687	24.30	-0.12% -0.03		24/05/03 17:35:05	1,804,974 44,021,197.00
AXA S.A. FR0000120628	31.43	-1.38% -0.44		24/05/03 17:37:30	5,611,738 173,445,053.00
BNP PARIBAS S.A. FR0000131104	67.64	0.28% 0.19		24/05/03 17:35:28	1,775,234 120,286,434.00
BOUYGUES S.A. FR0000120503	35.12	0.92% 0.32		24/05/03 17:35:29	790,280 27,725,690.00
CAPGEMINI SE FR0000125338	202.60	1.68% 3.35		24/05/03 17:38:10	306,087 61,976,998.00
CARREFOUR SA FR0000120172	15.62	0.55% 0.09		24/05/03 17:35:17	951,470 14,861,296.00
COMPAGNIE DE SAINT-GOBAIN... FR0000125007	77.70	2.64% 2.00		24/05/03 17:38:28	1,131,997 82,609,018.00
COMPAGNIE GENERALE DES ET... FR001400AJ45	36.38	-0.38% -0.14		24/05/03 17:35:36	1,037,382 36,877,483.00
CRÉDIT AGRICOLE S.A. FR0000045072	14.77	1.10% 0.16		24/05/03 17:36:21	8,129,082 121,337,109.00
DANONE S.A. FR0000120644	57.74	0.66% 0.38		24/05/03 17:36:14	1,735,441 99,943,827.00
DASSAULT SYSTÈMES SE FR0014003TT8	36.92	0.63% 0.23		24/05/03 17:35:09	1,449,240 53,467,452.00
EDENRED S.A. FR0010908533	45.56	3.03% 1.34		24/05/03 17:37:04	498,350 22,636,877.00
ENGIE S.A. FR0010208488	15.19	-0.16% -0.03		24/05/03 17:35:14	4,693,159 71,391,519.00
ESSILORLUXOTTICA FR0000121667	202.00	0.45% 0.90		24/05/03 17:35:01	410,134 82,689,020.00
EUROFINS SCIENTIFIC S.E. FR0014000MR3	56.18	-1.09% -0.62		24/05/03 22:26:45	1,732 98,816.12
HERMES INTERNATIONAL SA FR0000052292	2,285.00	2.01% 45.00		24/05/03 17:35:09	45,855 104,588,215.00
KERING S.A. FR0000121485	328.55	1.78% 5.75		24/05/03 17:35:21	250,313 82,149,095.00
L'OREAL S.A. FR0000120321	440.90	0.96% 4.20		24/05/03 17:35:07	222,091 97,645,780.00
LEGRAND S.A. FR0010307819	95.34	-2.40% -2.34		24/05/03 17:37:36	983,863 93,069,410.00
LVMH MOET HENNESSY LOUIS ... FR0000121014	782.00	1.96% 15.00		24/05/03 17:35:06	232,682 181,593,769.00
ORANGE SA FR0000133308	10.45	0.43% 0.05		24/05/03 17:37:36	4,912,488 51,384,254.00
PERNOD RICARD S.A. FR0000120693	141.25	0.39% 0.55		24/05/03 17:37:36	596,879 84,707,249.00

PUBLICIS GROUPE S.A. FR0000130577	104.75	1.01% 1.05	█	24/05/03 17:35:20	278,243 29,122,465.00
RENAULT SA FR0000131906	48.00	0.76% 0.36	█	24/05/03 17:35:05	519,551 24,932,027.00
SAFRAN SA FR0000073272	206.40	1.78% 3.60	█	24/05/03 17:35:16	323,192 66,528,156.00
SANOFI S.A. FR0000120578	91.30	-0.65% -0.60		24/05/03 17:35:27	891,417 81,522,017.00
SCHNEIDER ELECTRIC SE FR0000121972	216.30	1.31% 2.80	█	24/05/03 17:35:23	345,567 74,538,846.00
SOCIÉTÉ GÉNÉRALE S.A. FR0000130809	24.455	-5.18% -1.34		24/05/03 17:39:59	14,137,526 356,077,446.00
STELLANTIS N.V. NL00150001Q9	20.35	1.88% 0.38	█	24/05/03 17:38:49	3,313,299 67,176,236.00
STMICROELECTRONICS N.V. NL0000226223	37.205	2.59% 0.94	█	24/05/03 17:35:07	1,235,753 45,808,791.00
THALES S.A. FR0000121329	161.05	1.48% 2.35	█	24/05/03 17:35:29	170,500 27,408,729.00
TOTALENERGIES SE FR0000120271	66.36	-0.73% -0.49		24/05/03 17:39:45	2,803,917 186,398,518.00
TÉLÉPERFORMANCE SE FR0000051807	94.86	-2.53% -2.46		24/05/03 17:35:26	259,706 25,011,590.00
VEOLIA ENVIRONNEMENT S.A. FR0000124141	29.39	0.62% 0.18	█	24/05/03 17:37:58	1,828,167 53,651,004.00
VINCI SA FR0000125486	110.85	0.68% 0.75	█	24/05/03 17:35:15	584,134 64,680,835.00
VIVENDI SE FR0000127771	9.788	2.00% 0.19	█	24/05/03 17:35:09	1,995,078 19,500,124.00
WFD UNIBAIL RODAMCO NV FR0013326246	79.86	1.63% 1.28	█	24/05/03 17:35:15	778,533 50,772,076.00