

CAC 40 INDEX

ISIN: FR0003500008

WKN: -

Overview

2024/04/23 12:19:45

Price

8,081.92 EUR

Difference ▲ 0.52% (41.56)

General attributes

ISIN FR0003500008

Symbol PX1

Country France

Instruments in index 40

Type of index Price Index

Security type Index

Market data

Open 8,064.32 EUR

High 8,082.77 EUR

Low 8,052.57 EUR

Close (prev. day) 8,040.36 EUR

Trading volume (m) 12,895,896

Volume (pcs) 609,858,766

Top 5

Name ↕	Price	+ - (%) ↕	Trend
PUBLICIS G...	104.50	+2.55 ▲	▲
EUROFINS S...	61.68	+2.32 ▲	▲
ACCOR S.A.	40.66	+2.03 ▲	▲
KERING S.A...	352.15	+1.69 ▲	▲
BNP PARIBA...	67.72	+1.65 ▲	▲

Intraday 1W 1M 6m 1Y 3Y

Flop 5

Name ↕	Price	+ - (%) ↕	Trend
ARCELORMIT...	23.69	-1.74 ▼	▼
RENAULT SA	46.77	-1.47 ▼	▼
TÉLÉPERFOR...	90.04	-0.31 ↔	↔
DANONE S.A...	59.80	-0.23 ↔	↔
AIRBUS SE	161.14	-0.19 ↔	↔

Intraday 1W 1M 6m 1Y 3Y

5Y



Information about previous performance does not guarantee future performance.

Source: FactSet

Recent research

on market

Date	Headline	Download
2024/04/19	🇬🇧 Week Ahead	↓
2024/04/17	🇬🇧 Credit Markets Weekly	↓
2024/04/12	🇬🇧 Week Ahead	↓
2024/04/11	🇬🇧 ECB on course to cut interest rates	↓
2024/04/10	🇬🇧 Credit Markets Weekly	↓

Futures and Options

Related Futures -

Related Options -

Details

2024/04/23 12:19:45

Price

8,081.92 EURDifference  0.52% (41.56)

General attributes

ISIN FR0003500008

Symbol PX1

Country France

Security type Index

Instruments in index 40

Market data

Open 8,064.32 EUR

High 8,082.77 EUR

Low 8,052.57 EUR

Close (prev. day) 8,040.36 EUR

Trading volume (m) 12,895,896

Volume (pcs) 609,858,766

Performance and Risk

	6m	1Y	3Y
Perf (%)	+17.96%	+6.12%	+28.29%
Perf (abs.)	+1,224.14	+463.36	+1,773.08
Beta	-	-	-
Volatility	9.94	12.03	17.15



















Information about previous performance does not guarantee future performance.

Source: FactSet

Price data

Ø price 5 days Ø volume 5 days (pcs.)	8,000.03 EUR (62,527,706)
Ø price 30 days Ø volume 30 days (pcs.)	8,099.25 EUR (60,224,614)
Ø price 100 days Ø volume 100 days (pcs.)	7,744.78 EUR (57,341,654)
Ø price 250 days Ø volume 250 days (pcs.)	7,434.57 EUR (57,202,663)
YTD High date	8,253.59 EUR (2024/03/28)
YTD Low date	7,281.10 EUR (2024/01/17)
52 Weeks High date	8,253.59 EUR (2024/03/28)
52 Weeks Low date	6,773.82 EUR (2023/10/23)

Composition

Name  ISIN	Price	Diff %  Diff +/-	Performance 	Date Time	Turnover Pc.  Turnover Money 
ACCOR S.A. FR0000120404	40.66	2.03% 0.81		24/04/23 12:19:35	99,914 4,038,432.00
AIR LIQUIDE SA FR0000120073	188.70	0.44% 0.82		24/04/23 12:19:47	74,087 13,957,280.00
AIRBUS SE NL0000235190	161.14	-0.19% -0.30		24/04/23 12:19:46	156,660 25,266,209.00
ARCELORMITTAL S.A. LU1598757687	23.69	-1.74% -0.42		24/04/23 12:19:41	1,089,996 26,007,209.00
AXA S.A. FR0000120628	34.79	1.34% 0.46		24/04/23 12:19:19	1,092,835 37,897,546.00
BNP PARIBAS S.A. FR0000131104	67.72	1.65% 1.10		24/04/23 12:19:26	558,653 37,565,483.00
BOUYGUES S.A. FR0000120503	36.33	0.50% 0.18		24/04/23 12:16:26	95,470 3,470,406.00
CAPGEMINI SE FR0000125338	203.80	1.14% 2.30		24/04/23 12:19:41	55,386 11,275,841.00
CARREFOUR SA FR0000120172	16.125	0.12% 0.02		24/04/23 12:19:31	525,358 8,525,867.00
COMPAGNIE DE SAINT-GOBAIN... FR0000125007	70.40	0.00% 0.00		24/04/23 12:18:28	202,220 14,189,911.00
COMPAGNIE GENERALE DES ET... FR001400AJ45	35.87	1.24% 0.44		24/04/23 12:18:09	239,372 8,547,826.00
CRÉDIT AGRICOLE S.A. FR0000045072	14.365	1.02% 0.14		24/04/23 12:19:30	1,137,076 16,272,270.00
DANONE S.A. FR0000120644	59.80	-0.23% -0.14		24/04/23 12:18:17	174,532 10,449,149.00
DASSAULT SYSTÈMES SE FR0014003TT8	38.50	-0.10% -0.04		24/04/23 12:19:46	303,931 11,568,054.00
EDENRED S.A. FR0010908533	45.10	0.47% 0.21		24/04/23 12:14:31	104,488 4,696,164.00
ENGIE S.A. FR0010208488	15.99	0.09% 0.02		24/04/23 12:19:21	1,065,284 17,017,115.00
ESSILORLUXOTTICA FR0000121667	203.50	0.25% 0.50		24/04/23 12:19:14	97,353 19,832,076.00
EUROFINS SCIENTIFIC S.E. FR0014000MR3	61.68	2.32% 1.40		24/04/23 12:19:23	67,862 4,152,698.00
HERMES INTERNATIONAL SA FR0000052292	2,344.00	1.47% 34.00		24/04/23 12:18:31	9,154 21,324,462.00
KERING S.A. FR0000121485	352.15	1.69% 5.85		24/04/23 12:19:28	40,112 14,044,941.00
L'OREAL S.A. FR0000120321	441.70	0.16% 0.70		24/04/23 12:19:41	35,624 15,744,699.00
LEGRAND S.A. FR0010307819	96.36	1.45% 1.38		24/04/23 12:18:49	102,304 9,929,854.00
LVMH MOET HENNESSY LOUIS ... FR0000121014	796.00	0.85% 6.70		24/04/23 12:19:42	36,683 29,102,613.00
ORANGE SA FR0000133308	11.065	0.09% 0.01		24/04/23 12:19:31	1,463,292 16,218,180.00
PERNOD RICARD S.A. FR0000120693	146.30	0.86% 1.25		24/04/23 12:18:02	60,935 8,874,282.00

PUBLICIS GROUPE S.A. FR0000130577	104.50	2.55% 2.60		24/04/23 12:19:41	117,805 12,233,767.00
RENAULT SA FR0000131906	46.78	-1.45% -0.69		24/04/23 12:19:47	611,549 28,794,089.00
SAFRAN SA FR0000073272	206.40	0.54% 1.10		24/04/23 12:19:47	88,324 18,156,716.00
SANOFI S.A. FR0000120578	88.64	0.53% 0.47		24/04/23 12:19:19	163,538 14,485,875.00
SCHNEIDER ELECTRIC SE FR0000121972	206.90	1.12% 2.30		24/04/23 12:19:43	110,876 22,700,365.00
SOCIÉTÉ GÉNÉRALE S.A. FR0000130809	25.395	1.38% 0.35		24/04/23 12:19:35	326,481 8,248,052.00
STELLANTIS N.V. NL00150001Q9	23.40	1.06% 0.25		24/04/23 12:19:29	933,455 21,789,113.00
STMICROELECTRONICS N.V. NL0000226223	37.015	0.87% 0.32		24/04/23 12:19:41	286,184 10,676,875.00
THALES S.A. FR0000121329	157.90	0.19% 0.30		24/04/23 12:19:43	28,072 4,422,868.00
TOTALENERGIES SE FR0000120271	68.36	0.68% 0.46		24/04/23 12:19:24	466,106 31,755,588.00
TÉLÉPERFORMANCE SE FR0000051807	90.04	-0.31% -0.28		24/04/23 12:19:11	47,473 4,262,789.00
VEOLIA ENVIRONNEMENT S.A. FR0000124141	28.87	0.03% 0.01		24/04/23 12:19:41	296,595 8,591,368.00
VINCI SA FR0000125486	111.35	1.14% 1.25		24/04/23 12:19:27	253,749 28,147,398.00
VIVENDI SE FR0000127771	10.03	0.80% 0.08		24/04/23 12:17:43	237,577 2,381,155.00
WFD UNIBAIL RODAMCO NV FR0013326246	77.58	1.04% 0.80		24/04/23 12:19:07	52,396 4,061,899.00