

CAC 40 INDEX

ISIN: FR0003500008

WKN: -

Overview

2024/04/17 18:05:02

Price

7,981.51 EUR

Difference  0.62% (48.90)

General attributes

ISIN FR0003500008

Symbol PX1

Country France

Instruments in index 40

Type of index Price Index

Security type Index

Market data

Open 7,958.52 EUR

High 8,060.99 EUR

Low 7,958.00 EUR

Close (prev. day) 7,932.61 EUR

Trading volume (m) 59,825,837

Volume (pcs) 3,278,154,330

Top 5

Name 	Price	+ - (%)	Trend 
LVMH MOET ...	804.00	+2.84	
HERMES INT...	2,342.00	+2.32	
DANONE S.A...	58.54	+1.60	
WFD UNIBAI...	73.92	+1.59	
PERNOD RIC...	141.80	+1.11	

Intraday 1W 1M 6m 1Y 3Y

Flop 5

Name 	Price	+ - (%)		Trend 
TÉLÉPERFOR...	86.42	-2.70		
DASSAULT S...	38.31	-1.34		
CAPGEMINI ...	202.40	-1.22		
ARCELORMIT...	23.51	-1.05		






5Y



Information about previous performance does not guarantee future performance.

Source: FactSet

Recent research

on market			Download
Date		Headline	
2024/04/17		Credit Markets Weekly	
2024/04/12		Week Ahead	
2024/04/11		ECB on course to cut interest rates	
2024/04/10		Credit Markets Weekly	
2024/04/05		Week Ahead	

ESSILORLUX... 201.20 -1.03 

Intraday 1W 1M 6m 1Y 3Y

Futures and Options

Related Futures -

Related Options -

Details

2024/04/17 18:05:02

Price

7,981.51 EUR

Difference



0.62% (48.90)

General attributes

ISIN FR0003500008

Symbol PX1

Country France

Security type Index

Instruments in index 40

Market data

Open 7,958.52 EUR

High 8,060.99 EUR

Low 7,958.00 EUR

Close (prev. day) 7,932.61 EUR

Trading volume (m) 59,825,837

Volume (pcs) 3,278,154,330

Performance and Risk

	6m	1Y	3Y
Perf (%)	+12.96%	+5.49%	+26.17%
Perf (abs.)	+910.42	+413.00	+1,645.54
Beta	-	-	-
Volatility	10.35	12.00	17.20



Information about previous performance does not guarantee future performance.
Source: FactSet

Price data

Ø price 5 days Ø volume 5 days (pcs.)	8,011.53 EUR (61,005,369)
Ø price 30 days Ø volume 30 days (pcs.)	8,092.34 EUR (59,260,392)
Ø price 100 days Ø volume 100 days (pcs.)	7,715.07 EUR (56,420,279)
Ø price 250 days Ø volume 250 days (pcs.)	7,426.19 EUR (57,563,420)
YTD High date	8,253.59 EUR (2024/03/28)
YTD Low date	7,281.10 EUR (2024/01/17)
52 Weeks High date	8,253.59 EUR (2024/03/28)
52 Weeks Low date	6,773.82 EUR (2023/10/23)

Composition

Name ISIN	Price	Diff % Diff +/-	Performance	Date Time	Turnover Pc. Turnover Money
ACCOR S.A. FR0000120404	39.24	0.05% 0.02		24/04/17 17:35:14	991,725 38,016,284.00
AIR LIQUIDE SA FR0000120073	186.50	0.42% 0.78		24/04/17 17:35:26	283,216 52,892,455.00
AIRBUS SE NL0000235190	159.90	0.57% 0.90		24/04/17 17:35:28	678,269 108,644,728.00
ARCELORMITTAL S.A. LU1598757687	23.51	-1.05% -0.25		24/04/17 17:35:14	3,430,788 81,477,488.00
AXA S.A. FR0000120628	33.46	0.72% 0.24		24/04/17 17:35:00	4,741,990 159,183,994.00
BNP PARIBAS S.A. FR0000131104	64.15	0.50% 0.32		24/04/17 17:35:24	1,365,493 88,056,786.00
BOUYGUES S.A. FR0000120503	36.19	0.84% 0.30		24/04/17 17:35:18	788,530 28,567,507.00
CAPGEMINI SE FR0000125338	202.40	-1.22% -2.50		24/04/17 17:35:14	344,935 69,927,018.00
CARREFOUR SA FR0000120172	15.61	0.00% 0.00		24/04/17 17:35:01	1,256,003 19,639,309.00
COMPAGNIE DE SAINT-GOBAIN... FR0000125007	71.08	0.54% 0.38		24/04/17 17:35:29	737,128 52,517,685.00
COMPAGNIE GENERALE DES ET... FR001400AJ45	34.40	-0.55% -0.19		24/04/17 17:38:53	1,443,232 49,819,042.00
CRÉDIT AGRICOLE S.A. FR0000045072	13.665	0.70% 0.10		24/04/17 17:35:26	4,745,752 64,919,202.00
DANONE S.A. FR0000120644	58.54	1.60% 0.92		24/04/17 17:35:21	1,410,166 82,421,886.00
DASSAULT SYSTÈMES SE FR0014003TT8	38.31	-1.34% -0.52		24/04/17 17:39:13	1,339,591 51,467,430.00
EDENRED S.A. FR0010908533	44.76	0.40% 0.18		24/04/17 17:35:16	894,140 39,946,717.00
ENGIE S.A. FR0010208488	15.73	0.13% 0.02		24/04/17 17:35:14	4,749,805 74,700,761.00
ESSILORLUXOTTICA FR0000121667	201.20	-1.03% -2.10		24/04/17 17:36:31	378,542 76,304,964.00
EUROFINS SCIENTIFIC S.E. FR0014000MR3	58.92	-0.37% -0.22		24/04/17 17:35:27	222,119 13,129,960.00
HERMES INTERNATIONAL SA FR0000052292	2,342.00	2.32% 53.00		24/04/17 17:35:27	49,336 115,595,017.00
KERING S.A. FR0000121485	341.00	0.21% 0.70		24/04/17 17:39:13	392,500 133,563,594.00
L'OREAL S.A. FR0000120321	418.25	0.76% 3.15		24/04/17 17:35:03	327,579 137,447,946.00
LEGRAND S.A. FR0010307819	94.38	0.04% 0.04		24/04/17 17:38:46	377,940 35,724,504.00
LVMH MOET HENNESSY LOUIS ... FR0000121014	804.00	2.84% 22.20		24/04/17 17:38:49	504,860 408,002,938.00

ORANGE SA FR0000133308	10.56	0.76% 0.08	█	24/04/17 17:35:28	6,823,025 72,041,874.00
PERNOD RICARD S.A. FR0000120693	141.80	1.11% 1.55	█	24/04/17 17:35:13	304,041 43,069,094.00
PUBLICIS GROUPE S.A. FR0000130577	101.40	0.15% 0.15	█	24/04/17 17:35:18	299,784 30,417,677.00
RENAULT SA FR0000131906	48.29	0.21% 0.10	█	24/04/17 17:35:21	872,903 42,214,124.00
SAFRAN SA FR0000073272	206.70	0.83% 1.70	█	24/04/17 17:35:13	333,328 68,959,644.00
SANOFI S.A. FR0000120578	86.18	-0.70% -0.61	█	24/04/17 17:35:03	1,205,893 104,130,618.00
SCHNEIDER ELECTRIC SE FR0000121972	209.50	0.38% 0.80	█	24/04/17 17:35:04	619,581 130,248,594.00