

CAC 40 INDEX

ISIN:

FR0003500008

WKN: -

Overview

2020/08/13 18:05:02

Price

5,042.38 EUR

Difference  -0.61% (-30.93)

General attributes

ISIN FR0003500008

Symbol PX1

Country France

Instruments in index 40

Type of index Price Index

Security type Index

Market data

Open 5,055.42 EUR

High 5,079.02 EUR

Low 5,037.55 EUR

Close (prev. day) 5,073.31 EUR

Trading volume (m) 57,577,936

Volume (pcs) 2,022,200,999

Top 5

Name 	Price	+ - (%) 	Trend 
WORLDLINE ...	74.12	+1.95	
ACCOR SA	25.20	+0.96	
PERNOD RIC...	146.40	+0.90	
DASSAULT S...	153.80	+0.79	
KERING S.A...	506.70	+0.60	

Intraday 1W 1M 6m 1Y 3Y

Flop 5

Name 	Price	+ - (%) 	Trend 
ARCELORMIT...	10.236	-3.69	
RENAULT SA	24.58	-2.79	
BNP PARIBA...	36.99	-2.21	
AIRBUS GRO...	73.30	-2.16	
WFD UNIBAI...	45.96	-2.11	

Intraday 1W 1M 6m 1Y 3Y

5Y








Information about previous performance does not guarantee future performance.

Source: FactSet

Recent research

on market

Date	Headline	Download
2020/08/10	 Fiscal package dispute endangers economic recovery...	
2020/08/07	 Week ahead US Congress should hurry	
2020/08/03	 Severe recession in Q2 - how rocky will the road a...	
2020/07/31	 Week ahead What is moving the dollar?	
2020/07/31	 Global Equity Ratings	

Futures and Options	
Related Futures	8
Related Options	-

Details

2020/08/13 18:05:02

Price

5,042.38 EURDifference  -0.61% (-30.93)

General attributes

ISIN FR0003500008

Symbol PX1

Country France

Security type Index

Instruments in index 40

Market data

Open 5,055.42 EUR

High 5,079.02 EUR

Low 5,037.55 EUR

Close (prev. day) 5,073.31 EUR

Trading volume (m) 57,577,936

Volume (pcs) 2,022,200,999

Performance and Risk

	6m	1Y	3Y
Perf (%)	-17.24%	-5.98%	-0.37%
Perf (abs.)	-1,050.76	-320.69	-18.54
Beta	-	-	-
Volatility	42.20	31.12	20.86



Information about previous performance does not guarantee future performance.
Source: FactSet

Price data

Ø price 5 days Ø volume 5 days (pcs.)	4,988.54 EUR (71,305,176)
Ø price 30 days Ø volume 30 days (pcs.)	4,984.92 EUR (81,839,424)
Ø price 100 days Ø volume 100 days (pcs.)	4,733.05 EUR (107,847,254)
Ø price 250 days Ø volume 250 days (pcs.)	5,291.84 EUR (102,538,904)
YTD High date	6,111.41 EUR (2020/02/19)
YTD Low date	3,632.06 EUR (2020/03/16)
52 Weeks High date	6,111.41 EUR (2020/02/19)
52 Weeks Low date	3,632.06 EUR (2020/03/16)

Composition

Name ISIN	Price	Diff % Diff +/-	Performance	Date Time	Turnover Pc. Turnover Money
ACCOR SA FR0000120404	25.20	0.96% 0.24		20/08/13 17:35:12	902,589 22,735,883.00
AIR LIQUIDE SA FR0000120073	141.70	-0.74% -1.05		20/08/13 17:36:22	522,304 74,012,722.00
AIRBUS GROUP SE NL0000235190	73.30	-2.16% -1.62		20/08/13 17:38:21	1,755,844 129,424,482.00
ARCELORMITTAL S.A. LU1598757687	10.236	-3.69% -0.39		20/08/13 17:39:58	5,030,573 51,988,271.00
ATOS SE FR0000051732	73.10	-1.75% -1.30		20/08/13 17:35:28	441,032 32,360,278.00
AXA S.A. FR0000120628	17.67	-1.54% -0.28		20/08/13 17:36:04	4,113,549 72,903,278.00
BNP PARIBAS S.A. FR0000131104	36.99	-2.21% -0.84		20/08/13 17:37:22	3,096,277 115,422,507.00
BOUYGUES S.A. FR0000120503	32.98	-0.48% -0.16		20/08/13 17:35:03	511,549 16,904,998.00
CAPGEMINI FR0000125338	113.40	-0.83% -0.95		20/08/13 17:35:04	264,261 29,986,916.00
CARREFOUR SA FR0000120172	13.855	-1.21% -0.17		20/08/13 17:35:29	1,462,400 20,341,870.00
CIE GÉNLE ÉTS MICHELIN SC... FR0000121261	96.54	-0.74% -0.72		20/08/13 17:35:01	238,774 23,138,377.00
COMPAGNIE DE SAINT-GOBAIN... FR0000125007	34.49	-0.38% -0.13		20/08/13 17:39:37	682,849 23,577,422.00
CRÉDIT AGRICOLE S.A. FR0000045072	8.906	-2.00% -0.18		20/08/13 17:35:29	4,232,405 37,903,675.00
DANONE S.A. FR0000120644	56.54	0.43% 0.24		20/08/13 17:36:22	1,222,412 69,259,948.00
DASSAULT SYSTÈMES SA FR0000130650	153.80	0.79% 1.20		20/08/13 17:35:03	146,168 22,424,249.00
ENGIE S.A. FR0010208488	12.01	-1.36% -0.17		20/08/13 17:38:28	3,152,100 37,952,511.00
ESSILORLUXOTTICA FR0000121667	111.70	-0.89% -1.00		20/08/13 17:36:22	393,965 39,770,013.00
HERMES INTERNATIONAL SA FR0000052292	708.60	0.57% 4.00		20/08/13 17:35:05	42,710 30,225,221.00
KERING S.A. FR0000121485	506.70	0.60% 3.00		20/08/13 17:35:07	102,946 52,215,766.00
L'OREAL S.A. FR0000120321	282.50	0.11% 0.30		20/08/13 17:35:52	310,595 87,734,657.00
LEGRAND S.A. FR0010307819	71.18	-0.06% -0.04		20/08/13 17:35:21	243,510 17,349,709.00
LVMH MOET HENNESSY LOUIS ... FR0000121014	391.20	0.00% 0.00		20/08/13 17:36:22	219,154 85,888,484.00
ORANGE FR0000133308	10.015	-0.15% -0.02		20/08/13 17:36:22	4,379,323 44,000,820.00

PERNOD RICARD S.A. FR0000120693	146.40	0.90% 1.30	█	20/08/13 17:36:25	279,698 40,853,644.00
PEUGEOT S.A. FR0000121501	15.30	-1.54% -0.24		20/08/13 17:36:50	2,300,890 35,437,253.00
PUBLICIS GROUPE S.A. FR0000130577	29.90	-1.77% -0.54		20/08/13 17:35:12	594,595 17,895,384.00
RENAULT SA FR0000131906	24.58	-2.79% -0.71		20/08/13 17:39:02	1,380,988 34,426,688.00
SAFRAN FR0000073272	103.75	0.24% 0.25	█	20/08/13 17:36:22	567,810 59,017,910.00
SANOFI S.A. FR0000120578	86.99	-1.37% -1.21		20/08/13 17:38:49	1,461,973 127,251,241.00
SCHNEIDER ELECTRIC SE FR0000121972	104.75	-0.14% -0.15		20/08/13 17:36:22	681,640 63,549,014.00