

## AMSTERDAM EXCHANGES INDEX

ISIN: NL0000000107 WKN: -

## Overview

2024/08/16 18:05:02

Price

**905.67** EURDifference  -0.02% (-0.19)

## General attributes

ISIN NL0000000107

Symbol -

Country Netherlands

Instruments in index 25

Type of index Price Index

Security type Index

## Market data

Open 908.42 EUR

High 908.42 EUR




Low 901.79 EUR

Close (prev. day) 905.86 EUR

Trading volume (m) 16,901,204

Volume (pcs) 693,569,197

## Top 5

| Name  | Price    | + - (%) | Trend  |
|--|----------|---------|---|
| ADYEN NV   | 1,297.40 | +1.76   |        |
| AEGON N.V.   | 5.838    | +1.57   |        |
| DSM-FIRMEN...  | 115.60   | +1.23   |        |
| BE SEMICON...  | 121.30   | +1.08   |        |
| EXOR NV  | 96.10    | +0.73   |        |

Intraday **1W** 1M 6m 1Y 3Y

## Flop 5

| Name  | Price    | + - (%) | Trend  |
|--|----------|---------|---|
| IMCD N.V.  | 138.55   | -1.32   |        |
| UNILEVER P...  | 4,728.00 | -0.68   |        |
| RELX PLC   | 3,532.00 | -0.48   |        |
| SHELL PLC  | 2,790.00 | -0.35   |        |



Information about previous performance does not guarantee future performance.

Source: FactSet

## Recent research

| on market  |   |                       |   |
|------------|---|-----------------------|---|
| Date       |   | Headline              | Download  |
| 2024/08/16 |  | Week Ahead            |  |
| 2024/08/12 |  | Global Equity Ratings |  |
| 2024/08/09 |  | Week Ahead            |  |
| 2024/08/02 |  | Week Ahead            |  |
| 2024/07/31 |  | Credit Markets Weekly |  |

HEINEKEN 79.68 -0.28 ↘

N...

Intraday 1W 1M 6m 1Y 3Y

**Futures and Options**

Related Futures -

Related Options -

## Details

2024/08/16 18:05:02

Price

**905.67** EUR

Difference

**-0.02%** (-0.19)

## General attributes

ISIN NL0000000107

Symbol -

Country Netherlands

Security type Index

Instruments in index 25

## Market data

Open 908.42 EUR

High 908.42 EUR

Low 901.79 EUR

Close (prev. day) 905.86 EUR

Trading volume (m) 16,901,204

Volume (pcs) 693,569,197

## Performance and Risk

|             | 6m     | 1Y      | 3Y      |
|-------------|--------|---------|---------|
| Perf (%)    | +5.54% | +19.66% | +17.65% |
| Perf (abs.) | +47.56 | +148.82 | +135.89 |
| Beta        | -      | -       | -       |
| Volatility  | 12.23  | 11.27   | 16.49   |



5Y

Information about previous performance does not guarantee future performance.

Source: FactSet

## Price data

|   |                         |
|---|-------------------------|
| Ø price 5 days   Ø volume 5 days (pcs.)     | 895.27 EUR (14,401,764) |
| Ø price 30 days   Ø volume 30 days (pcs.)   | 907.12 EUR (41,332,495) |
| Ø price 100 days   Ø volume 100 days (pcs.) | 904.49 EUR (49,094,747) |
| Ø price 250 days   Ø volume 250 days (pcs.) | 830.61 EUR (54,686,692) |
| YTD High   date                             | 949.14 EUR (2024/07/15) |
| YTD Low   date                              | 766.66 EUR (2024/01/17) |
| 52 Weeks High   date                        | 949.14 EUR (2024/07/15) |
| 52 Weeks Low   date                         | 711.69 EUR (2023/10/23) |

## Composition

| Name <br>ISIN | Price    | Diff % <br>Diff +/- | Performance  | Date<br>Time         | Turnover Pc. <br>Turnover Money  |
|--|----------|--|---|----------------------|--|
| ABN AMRO BANK N.V. DR EAC...<br>NL0011540547   | 15.19    | 0.30%<br>0.05  |                | 24/08/16<br>17:26:53 | 1,949,709<br>18,751,267.00   |
| ADYEN NV<br>NL0012969182   | 1,297.40 | 1.76%<br>22.40   |                | 24/08/16<br>17:29:47 | 81,962<br>81,048,771.00  |
| AEGON N.V.<br>BMG0112X1056   | 5.838    | 1.57%<br>0.09  |                | 24/08/16<br>17:29:50 | 4,449,163<br>16,152,889.00   |
| AKZO NOBEL N.V.<br>NL0013267909  | 53.80    | 0.56%<br>0.30  |                | 24/08/16<br>17:35:27 | 286,248<br>12,792,687.00   |
| ARCELORMITTAL S.A.<br>LU1598757687   | 20.22    | 0.55%<br>0.11  |                | 24/08/16<br>17:28:58 | 2,097,445<br>31,720,940.00   |
| ASM INTERNATIONAL N.V.<br>NL0000334118   | 605.40   | -0.13%<br>-0.80  |                | 24/08/16<br>17:29:48 | 86,265<br>33,338,091.00  |
| ASML HOLDING N.V.<br>NL0010273215  | 833.00   | 0.12%<br>1.00  |                | 24/08/16<br>17:29:38 | 443,019<br>273,211,435.00  |
| ASR NEDERLAND N.V.<br>NL0011872643   | 45.84    | 0.48%<br>0.22  |                | 24/08/16<br>17:29:14 | 268,978<br>6,700,914.00  |
| BE SEMICONDUCTOR INDUSTRI...<br>NL0012866412   | 121.30   | 1.08%<br>1.30  |                | 24/08/16<br>17:29:56 | 548,262<br>47,493,976.00   |
| DSM-FIRMENICH AG<br>CH1216478797   | 115.60   | 1.23%<br>1.40  |                | 24/08/16<br>17:35:32 | 402,765<br>45,792,445.00   |
| EXOR NV<br>NL0012059018  | 96.10    | 0.73%<br>0.70  |                | 24/08/16<br>17:27:02 | 138,303<br>6,680,587.00  |
| HEINEKEN N.V.<br>NL0000009165  | 79.68    | -0.28%<br>-0.22  |                | 24/08/16<br>17:39:24 | 341,714<br>27,211,116.00   |
| IMCD N.V.<br>NL0010801007  | 138.55   | -1.32%<br>-1.85  |              | 24/08/16<br>17:28:27 | 52,100<br>3,701,587.00   |
| ING GROEP N.V.<br>NL0011821202   | 15.712   | -0.11%<br>-0.02  |              | 24/08/16<br>17:29:13 | 8,157,649<br>104,688,576.00  |
| KONINKLIJKE AHOLD DELHAIZ...<br>NL0011794037   | 30.06    | -0.20%<br>-0.06  |              | 24/08/16<br>17:29:29 | 2,596,328<br>59,252,292.00   |
| KONINKLIJKE KPN NV<br>NL0000009082   | 3.579    | 0.22%<br>0.01  |              | 24/08/16<br>17:25:20 | 5,855,744<br>5,207,321.00  |
| KONINKLIJKE PHILIPS NV<br>NL0000009538   | 26.32    | 0.61%<br>0.16  |              | 24/08/16<br>17:28:50 | 1,242,489<br>18,684,676.00   |
| NN GROUP N.V.<br>NL0010773842  | 44.92    | 0.72%<br>0.32  |              | 24/08/16<br>17:29:55 | 1,008,170<br>29,390,829.00   |
| PROSUS N.V.<br>NL0013654783  | 33.19    | 0.47%<br>0.16  |              | 24/08/16<br>17:36:07 | 1,996,704<br>66,218,223.00   |
| RANDSTAD N.V.<br>NL0000379121  | 42.03    | -0.17%<br>-0.07  |              | 24/08/16<br>17:35:22 | 242,571<br>10,208,824.00   |
| RELX PLC<br>GB00B2B0DG97   | 41.46    | -0.48%<br>-0.20  |              | 24/08/16<br>17:29:54 | 430,856<br>14,120,658.00   |
| SHELL PLC<br>GB00BP6MXD84  | 32.945   | -0.35%<br>-0.12  |              | 24/08/16<br>17:29:21 | 5,807,047<br>134,850,482.00  |
| UNILEVER PLC<br>GB00B10RZP78   | 55.46    | -0.68%<br>-0.38  |              | 24/08/16<br>17:38:23 | 883,798<br>49,029,276.00   |
| UNIVERSAL MUSIC GROUP B.V...<br>NL0015000IY2   | 22.36    | 0.72%<br>0.16  |              | 24/08/16<br>17:28:32 | 1,063,263<br>13,740,798.00   |
| WOLTERS KLUWER NV<br>NL0000395903  | 151.45   | -0.26%<br>-0.40  |              | 24/08/16<br>17:29:13 | 294,610<br>19,435,497.00   |