

AMSTERDAM EXCHANGES INDEX

ISIN: NL0000000107 WKN: -

Overview

2024/07/17 16:09:15

Price

918.41 EURDifference  -1.61% (-15.06)

General attributes

ISIN NL0000000107

Symbol -

Country Netherlands

Instruments in index 25

Type of index Price Index

Security type Index

Market data

Open 925.50 EUR

High 927.28 EUR



Low 918.41 EUR

Close (prev. day) 933.47 EUR

Trading volume (m) 23,197,880

Volume (pcs) 1,546,462,939

Top 5

Name 	Price	+ - (%)	Trend 
ING GROEP ...	16.976	+1.60	
HEINEKEN N...	89.90	+1.47	
KONINKLIJK...	3.719	+1.31	
UNILEVER P...	4,454.69	+1.07	
ARCELORMIT...	21.33	+0.99	

Intraday **1W** 1M 6m 1Y 3Y

Flop 5

Name 	Price	+ - (%)	Trend 
ASML HOLDI...	870.40	-10.98	
ASM INTERN...	678.60	-7.65	
BE SEMICON...	158.25	-5.61	
WOLTERS KL...	151.45	-1.72	











5Y



Information about previous performance does not guarantee future performance.

Source: FactSet

Recent research

on market		
Date	Headline	Download
2024/07/17	 Credit Markets Weekly	
2024/07/15	 CSSD market 1H 2024: Schuldschein market gives way...	
2024/07/12	 Week Ahead	
2024/07/10	 Credit Markets Weekly	
2024/07/09	 Political environment weighs on outlook	

RELX PLC 3,521.00 -0.75 

Intraday 1W 1M 6m 1Y 3Y

Futures and Options

Related Futures -

Related Options -

Details

2024/07/17 16:09:15

Price

918.41 EURDifference  -1.61% (-15.06)

General attributes

ISIN NL0000000107

Symbol -

Country Netherlands

Security type Index

Instruments in index 25

Market data

Open 925.50 EUR

High 927.28 EUR

Low 918.41 EUR

Close (prev. day) 933.47 EUR

Trading volume (m) 23,197,880

Volume (pcs) 1,546,462,939

Performance and Risk

	6m	1Y	3Y
Perf (%)	+19.90%	+19.84%	+26.74%
Perf (abs.)	+154.93	+154.54	+196.95
Beta	-	-	-
Volatility	10.35	10.68	16.27

5Y



Information about previous performance does not guarantee future performance.

Source: FactSet

Price data

Ø price 5 days Ø volume 5 days (pcs.)	938.31 EUR (39,459,622)
Ø price 30 days Ø volume 30 days (pcs.)	928.34 EUR (45,692,889)
Ø price 100 days Ø volume 100 days (pcs.)	895.65 EUR (53,614,859)
Ø price 250 days Ø volume 250 days (pcs.)	818.36 EUR (55,906,013)
YTD High date	949.14 EUR (2024/07/15)
YTD Low date	766.66 EUR (2024/01/17)
52 Weeks High date	949.14 EUR (2024/07/15)
52 Weeks Low date	711.69 EUR (2023/10/23)

Composition

Name  ISIN	Price	Diff %  Diff +/-	Performance 	Date Time	Turnover Pc.  Turnover Money 
ABN AMRO BANK N.V. DR EAC... NL0011540547	15.965	0.79% 0.13		24/07/17 16:09:09	1,105,252 17,557,151.00
ADYEN NV NL0012969182	1,133.80	0.48% 5.40		24/07/17 16:09:19	47,249 53,373,651.00
AEGON N.V. BMG0112X1056	5.802	0.35% 0.02		24/07/17 16:08:51	1,686,760 9,725,348.00
AKZO NOBEL N.V. NL0013267909	58.12	0.80% 0.46		24/07/17 16:09:24	222,861 12,872,072.00
ARCELORMITTAL S.A. LU1598757687	21.33	0.99% 0.21		24/07/17 16:09:16	1,247,567 26,494,997.00
ASM INTERNATIONAL N.V. NL0000334118	678.60	-7.65% -56.20		24/07/17 16:09:23	124,916 87,320,950.00
ASML HOLDING N.V. NL0010273215	870.40	-10.98% -107.40		24/07/17 16:06:16	864,762 784,404,219.00
ASR NEDERLAND N.V. NL0011872643	45.74	0.53% 0.24		24/07/17 16:09:19	116,849 5,335,506.00
BE SEMICONDUCTOR INDUSTRI... NL0012866412	158.25	-5.61% -9.40		24/07/17 16:09:15	333,482 53,927,669.00
DSM-FIRMENICH AG CH1216478797	108.80	0.18% 0.20		24/07/17 16:09:15	168,809 18,303,228.00
EXOR NV NL0012059018	97.60	0.41% 0.40		24/07/17 16:09:15	48,803 4,695,292.00
HEINEKEN N.V. NL0000009165	89.90	1.47% 1.30		24/07/17 16:09:05	332,951 29,670,082.00
IMCD N.V. NL0010801007	131.75	-0.26% -0.35		24/07/17 16:08:56	39,845 5,204,588.00
ING GROEP N.V. NL0011821202	16.976	1.60% 0.27		24/07/17 16:09:23	4,659,027 78,432,420.00
KONINKLIJKE AHOLD DELHAIZ... NL0011794037	28.96	0.98% 0.28		24/07/17 16:09:12	758,346 21,857,578.00
KONINKLIJKE KPN NV NL0000009082	3.719	1.31% 0.05		24/07/17 16:08:28	3,418,688 12,656,877.00
KONINKLIJKE PHILIPS NV NL0000009538	23.77	0.04% 0.01		24/07/17 16:08:48	683,072 16,017,451.00
NN GROUP N.V. NL0010773842	45.37	0.42% 0.19		24/07/17 16:09:23	352,560 15,957,998.00
PROSUS N.V. NL0013654783	32.81	0.06% 0.02		24/07/17 16:09:21	1,482,468 48,645,297.00
RANDSTAD N.V. NL0000379121	44.71	0.27% 0.12		24/07/17 16:09:17	160,375 7,146,614.00
RELX PLC GB00B2B0DG97	42.12	-0.75% -0.32		24/07/17 16:08:50	852,330 35,864,201.00
SHELL PLC GB00BP6MXD84	33.58	0.99% 0.33		24/07/17 16:09:13	2,493,508 83,197,423.00
UNILEVER PLC GB00B10RZP78	53.06	1.07% 0.56		24/07/17 16:09:13	1,419,518 73,410,441.00
UNIVERSAL MUSIC GROUP B.V... NL0015000IY2	27.61	-0.07% -0.02		24/07/17 16:09:15	384,843 10,609,310.00
WOLTERS KLUWER NV NL0000395903	151.45	-1.72% -2.65		24/07/17 16:09:01	199,690 30,446,662.00