

AMSTERDAM EXCHANGES INDEX

ISIN: NL0000000107 WKN: -

Overview

2024/05/06 18:05:02

Price

891.13 EURDifference  0.42% (3.69)

General attributes

ISIN NL0000000107

Symbol -

Country Netherlands

Instruments in index 25

Type of index Price Index

Security type Index

Market data

Open 890.64 EUR

High 893.76 EUR

Low 888.90 EUR

Close (prev. day) 887.44 EUR

Trading volume (m) 38,822,569

Volume (pcs) 1,178,652,315

Top 5

Name 	Price	+ - (%)	Trend 
AEGON N.V.	6.002	+2.04	
NN GROUP N...	44.00	+1.97	
ADYEN NV	1,176.80	+1.91	
BE SEMICON...	127.15	+1.44	
ASR NEDERL...	47.11	+1.33	

Intraday **1W** 1M 6m 1Y 3Y

Flop 5

Name 	Price	+ - (%)	Trend 
DSM-FIRMEN...	103.00	-1.53	
HEINEKEN N...	89.56	-0.91	
UNILEVER P...	4,188.00	-0.90	











5Y



Information about previous performance does not guarantee future performance.

Source: FactSet

Recent research

on market		
Date	Headline	Download
2024/05/03	 Week Ahead	
2024/05/02	 FX markets reflect uncertain interest rate outlook	
2024/04/30	 Credit Markets Weekly	
2024/04/26	 Week Ahead	
2024/04/26	 Global Equity Ratings	

KONINKLIJK...	24.84	-0.80	↔		
RELX PLC	3,358.00	-0.20	↔		
Intraday	1W	1M	6m	1Y	3Y

Futures and Options

Related Futures	-
Related Options	-

Details

2024/05/06 18:05:02

Price

891.13 EUR

Difference



0.42% (3.69)

General attributes

ISIN NL0000000107

Symbol -

Country Netherlands

Security type Index

Instruments in index 25

Market data

Open 890.64 EUR

High 893.76 EUR

Low 888.90 EUR

Close (prev. day) 887.44 EUR

Trading volume (m) 38,822,569

Volume (pcs) 1,178,652,315

Performance and Risk

	6m	1Y	3Y
Perf (%)	+21.19%	+18.74%	+25.08%
Perf (abs.)	+155.79	+140.65	+178.67
Beta	-	-	-
Volatility	10.26	11.18	16.48



5Y

Information about previous performance does not guarantee future performance.
Source: FactSet

Price data

Ø price 5 days Ø volume 5 days (pcs.)	884.03 EUR (46,791,641)
Ø price 30 days Ø volume 30 days (pcs.)	878.58 EUR (53,314,382)
Ø price 100 days Ø volume 100 days (pcs.)	837.75 EUR (58,775,553)
Ø price 250 days Ø volume 250 days (pcs.)	786.69 EUR (57,378,627)
YTD High date	894.52 EUR (2024/04/12)
YTD Low date	766.66 EUR (2024/01/17)
52 Weeks High date	894.52 EUR (2024/04/12)
52 Weeks Low date	711.69 EUR (2023/10/23)

Composition

Name  ISIN	Price	Diff %  Diff +/-	Performance 	Date Time	Turnover Pc.  Turnover Money 
ABN AMRO BANK N.V. DR EAC... NL0011540547	15.66	0.80% 0.13		24/05/06 17:39:26	1,645,301 25,693,866.00
ADYEN NV NL0012969182	1,176.80	1.91% 22.00		24/05/06 17:37:07	67,717 79,337,532.00
AEGON N.V. BMG0112X1056	6.002	2.04% 0.12		24/05/06 17:37:23	5,125,185 30,713,258.00
AKZO NOBEL N.V. NL0013267909	63.04	0.19% 0.12		24/05/06 17:35:26	201,579 12,762,426.00
ARCELORMITTAL S.A. LU1598757687	24.16	-1.31% -0.32		24/05/06 22:26:36	3,305 81,493.87
ASM INTERNATIONAL N.V. NL0000334118	602.40	0.60% 3.60		24/05/06 17:36:09	70,537 42,373,511.00
ASML HOLDING N.V. NL0010273215	846.60	1.28% 10.70		24/05/06 17:39:14	210,766 177,841,114.00
ASR NEDERLAND N.V. NL0011872643	47.11	1.33% 0.62		24/05/06 17:35:03	416,063 19,649,367.00
BE SEMICONDUCTOR INDUSTRI... NL0012866412	127.15	1.44% 1.80		24/05/06 17:38:47	253,105 31,972,519.00
DSM-FIRMENICH AG CH1216478797	103.00	-1.53% -1.60		24/05/06 17:36:29	314,448 32,505,031.00
EXOR NV NL0012059018	103.40	-0.19% -0.20		24/05/06 17:35:27	80,730 8,348,817.00
HEINEKEN N.V. NL0000009165	89.82	-0.84% -0.76		24/05/06 22:26:29	589 52,962.84
IMCD N.V. NL0010801007	142.35	1.14% 1.60		24/05/06 17:35:05	59,731 8,486,013.00
ING GROEP N.V. NL0011821202	16.014	0.73% 0.12		24/05/06 17:38:15	10,154,422 162,220,076.00
KONINKLIJKE AHOLD DELHAIZ... NL0011794037	28.08	-0.07% -0.02		24/05/06 17:35:07	1,379,002 38,771,773.00
KONINKLIJKE KPN NV NL0000009082	3.363	0.21% 0.01		24/05/06 17:35:10	5,220,462 17,557,787.00
KONINKLIJKE PHILIPS NV NL0000009538	25.00	-0.04% -0.01		24/05/06 22:26:25	17,256 429,787.29
NN GROUP N.V. NL0010773842	44.00	1.97% 0.85		24/05/06 17:37:03	740,957 32,585,516.00
PROSUS N.V. NL0013654783	33.665	1.25% 0.42		24/05/06 17:35:45	2,436,244 82,070,129.00
RANDSTAD N.V. NL0000379121	46.84	0.30% 0.14		24/05/06 17:35:39	183,856 8,633,213.00
RELX PLC GB00B2B0DG97	39.02	-0.20% -0.08		24/05/06 17:35:01	166,075 6,485,040.00
SHELL PLC GB00BP6MXD84	-	-% -		- -	- -
UNILEVER PLC GB00B10RZP78	48.25	-0.27% -0.13		24/05/06 22:26:30	21,300 1,031,974.28
UNIVERSAL MUSIC GROUP B.V... NL0015000IY2	29.16	0.83% 0.24		24/05/06 17:35:03	643,554 18,746,584.00
WOLTERS KLUWER NV NL0000395903	144.20	0.42% 0.60		24/05/06 17:37:45	236,161 34,116,347.00